

SIGNAL CHAIN

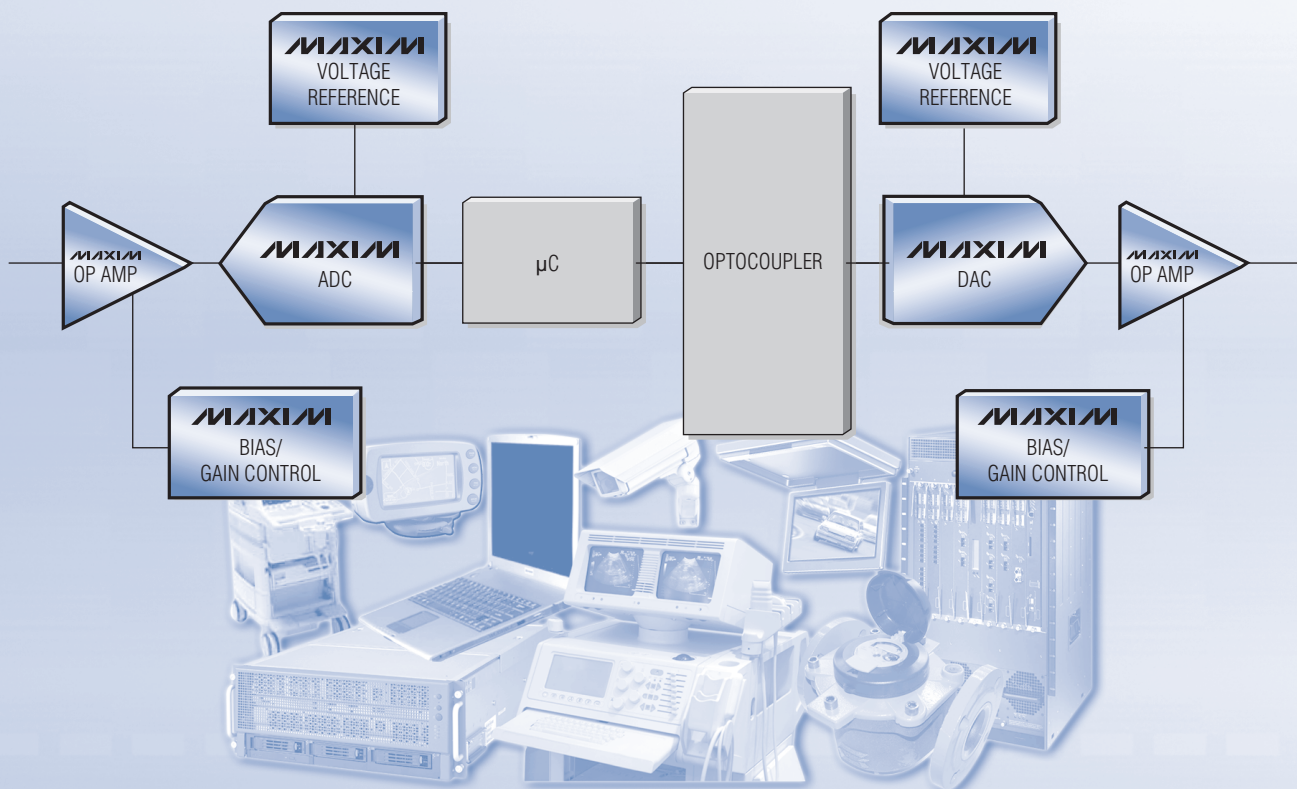
Selector Guide

1st Edition

July 2008

High-performance analog solutions for your signal-chain designs

Maxim offers the largest selection of high-performance ADCs, DACs, voltage references, operational amplifiers, and digital potentiometers. Our leading-edge product offering meets customer needs for precision, accuracy, and small size in medical, industrial, communications, instrumentation, and automotive applications.



See Inside

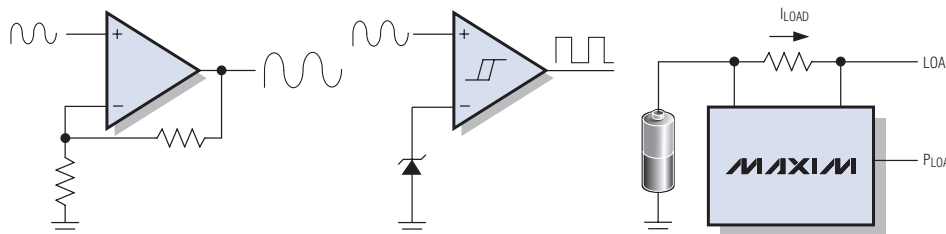
	Page
High-performance amplifiers and comparators	2
High-precision DACs	6
High-precision ADCs	11
High-accuracy voltage references	16
High-precision digital potentiometers	20
Precision resistor-dividers	23



High-performance amplifiers and comparators

Maxim has the widest selection of amplifiers and comparators for signal conditioning. Offering high bandwidth and minimal current consumption, our products achieve the best speed-to-power ratios in the industry. Additionally, miniature packaging technology provides space and cost savings, with a variety of amplifiers and comparators available in ultra-tiny footprints.

- Up to 2500kHz bandwidth
- Down to 0.75 μ A current consumption
- Package sizes down to 1.5mm x 1.5mm



General-purpose operational amplifiers

www.maxim-ic.com/amps-comps

Part*	Op Amps per Package	Rail-to-Rail	Supply Voltage (V)	Supply Current per Amp (mA, typ)	V_{OS} (μ V, max)	Input Bias Current (nA, max)	Unity GBW (MHz)	Slew Rate (V/ μ s)	Input CMVR (V)	Input Voltage Noise (nV/ \sqrt Hz)	Smallest Available Packages
LMX321/58/24	1, 2, 4	Output	2.3 to 7	0.105	6000	50	1.3	1	($V_{EE} - 0.2$) to ($V_{CC} - 0.9$)	66	SC70/SOT23/TSSOP
MAX4230-34	1, 2, 4	Output, input	2.7 to 5.5	1.1	6000	0.05	10	10	V_{SS} to V_{DD}	12	SC70/SOT23/UCSP™/TSSOP
MAX4245/46/47	1, 2	Output, input	2.5 to 5.5	0.32	1500	50	1	0.4	($V_{SS} - 0.1$) to ($V_{DD} + 0.1$)	52	SC70/SOT23
MAX4291/92/94	1, 2, 4	Output, input	1.8 to 5.5	0.1	2500	60	0.5	0.2	V_{EE} to V_{CC}	70	UCSP/TSSOP
MAX4400-03	1, 2, 4	Output	2.5 to 5.5	0.32	4500	0.1	0.8	1	V_{SS} to ($V_{DD} - 1.4$)	36	SC70/SOT23/TSSOP
MAX4480-83	1, 2, 4	Output	2.5 to 5.5	0.045	5500	0.1	0.14	0.08	V_{SS} to ($V_{DD} - 1.3$)	100	SC70/SOT23/TSSOP
MAX4484/86/87	1, 2, 4	Output	2.7 to 5.5	1.9	5000	0.1	7	20	V_{SS} to ($V_{DD} - 1.3$)	29	SC70/SOT23/TSSOP
MAX4490/91/92	1, 2, 4	Output, input	2.7 to 5.5	0.8	10,000	2.5	10	10	V_{EE} to V_{CC}	12	SC70/SOT23/TSSOP
MAX4493/94/95	1, 2, 4	Output	4.5 to 11	0.77	5000	1000	5	3	($V_{EE} - 0.2$) to ($V_{CC} - 1.5$)	8	SC70/SOT23/TSSOP

*All devices operate in the -40°C to +125°C automotive temperature range, except the MAX4291/MAX4292/MAX4294, which operate in the -40°C to +85°C extended temperature range. UCSP is a trademark of Maxim Integrated Products, Inc.

Low voltage, low power

Part	Op Amps per Package	Rail-to-Rail	Supply Voltage (V)	Supply Current per Op Amp (μA , typ)	Input Bias Current (nA, max)	Unity GBW (kHz)	Temp Range ($^{\circ}\text{C}$)	Package
MAX4464/70/71/72/74	1, 2, 4	Output	1.8 to 5.5	0.75	1.5	9/40*	-40 to +85	5-/8-SOT23, 5-SC70, 8- μMAX° , 8-/14-SO, 14-TSSOP
MAX4036-39	1, 2	Output	1.4 to 3.6	0.8	0.01	4	-40 to +85/+125**	5-SC70, 6-SOT23, 8-/10-TDFN, 9-UCSP, 8-/10- μMAX
MAX9910-13	1, 2	Output, input	1.8 to 5.5	4	0.01	200	-40 to +85	5-/6-SC70, 8-SOT23, 10- μMAX
MAX9914-17	1, 2	Output, input	1.8 to 5.5	20	0.01	1000	-40 to +85	5-/6-SC70, 8-SOT23, 10- μMAX
MAX4289	1	Output	1.0 to 5.5	9	15	17	-40 to +85	6-SOT23, 8-SO

μMAX is a registered trademark of Maxim Integrated Products, Inc.

*Unity-gain stable versions have GBW of 9kHz. Decompensated versions provide GBW of 40kHz with a minimum stable gain of 5V/V.

**MAX4036/MAX4038 are available in "A" grade versions that operate from -40°C to $+125^{\circ}\text{C}$.

High precision

Part	Op Amps per Package	Rail-to-Rail	Supply Voltage (V)	Supply Current per Op Amp (μA , typ)	V_{OS} (μV , max)	V_{OS} Drift ($\mu\text{V}/^{\circ}\text{C}$)	Input Bias Current (nA, max)	Unity GBW (MHz)	Temp Range ($^{\circ}\text{C}$)	Package
MAX4236/37	1	Output	2.4 to 5.5	350	20	0.6	0.5	1.7/7.5*	-40 to +85	6-SOT23, 8- μMAX , 8-SO
MAX4238/39	1	Output	2.7 to 5.5	600	2	0.01	0.001 (typ)	1/6.5**	-40 to +125	6-SOT23, 6-TDFN, 8-SO

*Unity-gain stable versions have GBW of 1.7MHz. Decompensated versions provide GBW of 7.5MHz with a minimum stable gain of 5V/V.

**Unity-gain stable versions have GBW of 1MHz. Decompensated versions provide GBW of 6.5MHz with a minimum stable gain of 10V/V.

Low noise

Part	Op Amps per Package	Rail-to-Rail	Supply Voltage (V)	Supply Current per Op Amp (μA , typ)	Input Bias Current (nA, max)	Unity GBW (MHz)	Slew Rate ($\text{V}/\mu\text{s}$)	Input Voltage Noise at 1kHz ($\text{nV}/\sqrt{\text{Hz}}$)	Package
MAX4249-57	1, 2, 4	Output	2.4 to 5.5	420	0.1	3/22*	0.3/2.1*	8.9	5-SOT23, 8-/10- μMAX , 8-/10-UCSP, 8-/14-SO
MAX4475-78/88/89	1, 2, 4	Output	2.7 to 5.5	2500	0.15	10/42**	3/10**	4.5	6-SOT23, 8- μMAX , 6-TDFN, 8-/14-SO, 14-TSSOP
MAX410/12/14	1, 2, 4	—	± 2.4 to ± 5.25	2500	150	28	4.5	1.5	8-/14-DIP, 8-/14-SO, 8-TDFN

*Unity-gain stable versions of MAX4249-MAX4257 have GBW of 3MHz. Decompensated versions provide GBW of 22MHz with a minimum stable gain of 10V/V.

**Unity-gain stable versions of MAX4475-MAX4478/MAX4488/MAX4489 have GBW of 10MHz. Decompensated versions provide GBW of 42kHz with a minimum stable gain of 10V/V.

Instrumentation Amplifiers

Part	Supply Voltage (V)	Rail-to-Rail	Input CMRR (V)	Supply Current per Op Amp (μA , typ)	V_{OS} (μV , max)	Gain Error (% max)	Unity GBW (kHz)	Temp Range ($^{\circ}\text{C}$)	Package
MAX4208/09	2.85 to 5.5	Output	($V_{\text{SS}} - 0.1$) to ($V_{\text{DD}} - 1.3$)	750	20	± 0.25	750	-40 to +125	8- μMAX
MAX4460/61/62	2.85 to 5.25	Output	($V_{\text{SS}} - 0.1$) to ($V_{\text{DD}} - 1.7$)	680	425	± 0.35	2500	-40 to +85	6-TDFN, 6-SOT23, 8-SO
MAX4194-97	2.7 to 7.5	Output	($V_{\text{EE}} - 0.2$) to ($V_{\text{CC}} - 1.1$)	93	450	± 0.01	250	-40 to +85	8-SO

Unidirectional

Part	Features	Input Voltage (V)	Supply Current (μA)	V _{OS} at +25°C (μV, max)	Gain	Gain Accuracy at +25°C (% , max)	Bandwidth (kHz)	Temp Range (°C)	Smallest Available Package(s)
MAX4073	Ultra small	2 to 28	500	1000 (typ)	20V/V, 50V/V, 100V/V	1	1700	-40 to +125	SC70
MAX4173	Wide common-mode range	0 to 28	420	3000	20V/V, 50V/V, 100V/V	2.5	1400	-40 to +85	SOT23
MAX4372	Low power	0 to 28	30	800	20V/V, 50V/V, 100V/V	2.5	200	-40 to +85	UCSP
MAX4376/ 77/78	Single/dual/quad	0 to 28	1000	—	20V/V, 50V/V, 100V/V	2.5	1700	-40 to +125	SOT23/ μMAX/ TSSOP
MAX4373/ 74/75	Integrated comparator(s) + reference, low power	0 to 26	50	1000	20V/V, 50V/V, 100V/V	1.7	120	-40 to +85	μMAX
MAX4172	Precision, current output	0 to 32	800	750	10mA/V	2.0	800	-40 to +85	μMAX

Bidirectional

Part	Features	Input Voltage (V)	Supply Current (μA)	V _{OS} at +25°C (μV, max)	Gain	Gain Accuracy at +25°C (% , max)	Bandwidth (kHz)	Temp Range (°C)	Smallest Available Package
MAX4069–72	Integrated reference, precision	1.35 to 24	100	250	50V/V, 100V/V	1	100	-40 to +125	TQFN

High voltage

Part	Features	Input Voltage (V)	Supply Current (μA)	V _{OS} at +25°C (μV, max)	Gain	Gain Accuracy at +25°C (% , max)	Bandwidth (kHz)	Temp Range (°C)	Smallest Available Package
MAX4080/81	Uni-/bidirectional, precision	4.5 to 76	75/100	600	5V/V, 20V/V, 60V/V	0.6	250	-40 to +125	μMAX

Power sense

Part	Features	Input Voltage (V)	Supply Current (μA)	V _{OS} at +25°C (μV, max)	Gain	Gain Accuracy at +25°C (% , max)	Bandwidth (kHz)	Temp Range (°C)	Smallest Available Package
MAX4210	Power + current monitor	4 to 28	670	—	V/W and V/V	1.5	220	-40 to +85	TDFN
MAX4211	Integrated reference + two comparators	4 to 28	670	—	V/W and V/V	1.5	220	-40 to +85	TQFN

High speed

Part	Comparators per Package	Propagation Delay (ns, typ)	Rail-to-Rail Input	Supply Voltage (V)	Supply Current per Comp (μ A, typ)	V_{OS} (mV, typ)	V_{OS} (mV, max)	Logic Output	Temp Range ($^{\circ}$ C)	Package
MAX9600/01	2	0.5		\pm 5	12,000	1	5	ECL/PECL	-40 to +85	20-TSSOP
MAX999	1	4.5		2.7 to 5.5	5000	0.5	1.5	CMOS, TTL	-40 to +85	5-SOT23
MAX9010	1	5		4.5 to 5.5	900	1	5	TTL	-40 to +85	6-SC70
MAX9203	1	7		5 to 10, \pm 5	1300	1	4	TTL	-40 to +85	8-SOT23, 8-SO
MAX9109	1	25		4.5 to 5.5	350	0.5	1.6	TTL	-40 to +85	6-SC70, 6-SOT23, 8-SO
MAX9140	1	40	✓	2.7 to 5.5	165	0.5	2	TTL/CMOS	-40 to +85	5-SC70, 5-SOT23

General purpose

Part	Comparators per Package	Propagation Delay (ns, typ)	Supply Voltage (V)	Supply Current per Comp (μ A, typ)	V_{OS} (mV, typ)	V_{OS} (mV, max)	Logic Output	Temp Range ($^{\circ}$ C)	Package
LMX331	1	100	1.8 to 5.5	60	0.2	7	Open drain	-40 to +125	5-SOT23, 5-SC70
MAX9077	2	580	2.1 to 5.5	3	1	8	CMOS, TTL	-40 to +85	8-SOT23, 8- μ MAX, 8-SO
MAX9021	1	3000	2.5 to 5.5	2.8	1	8	TTL/CMOS	-40 to +125	5-SOT23, 5-SC70
MAX9022	2	3000	2.5 to 5.5	2.8	1	8	TTL/CMOS	-40 to +125	8-SO, 8- μ MAX, 8-SOT23
MAX9024	4	3000	2.5 to 5.5	2.8	1	8	TTL/CMOS	-40 to +125	14-TSSOP, 14-SO

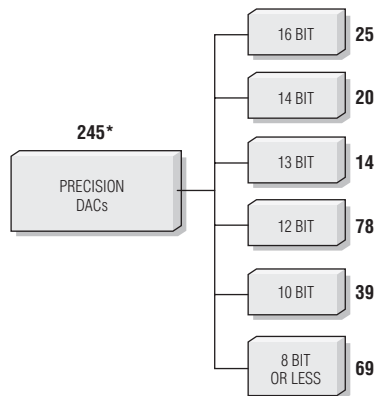
Low voltage

Part	Comparators per Package	Propagation Delay (ns, typ)	Rail-to-Rail Input	Supply Voltage (V)	Supply Current per Comp (μ A, typ)	V_{OS} (mV, typ)	V_{OS} (mV, max)	Logic Output	Temp Range ($^{\circ}$ C)	Package
MAX9100	1	3700		1.0 to 5.5	6	3	10	CMOS	-40 to +85	5-SOT23, 8-SO
MAX9101	1	3700		1.0 to 5.5	6	3	10	Open drain	-40 to +85	5-SOT23, 8-SO
MAX9017/19	2	30,000	✓	1.8 to 5.5	0.07	0.15	5	CMOS	-40 to +85	8-SOT23
MAX9018/20	2	30,000	✓	1.8 to 5.5	0.07	0.15	5	Open drain	-40 to +85	8-SOT23
MAX9027	1	40,000	✓	1.8 to 5.5	1	0.3	5	CMOS	-40 to +85	6-UCSP
MAX9028	1	45,000	✓	1.8 to 5.5	1	0.3	5	Open drain	-40 to +85	6-UCSP
MAX9117/19	1	40,000	✓	1.8 to 5.5	0.68	1	5	CMOS	-40 to +85	5-SC70
MAX9118/20	1	45,000	✓	1.8 to 5.5	0.68	1	5	Open drain	-40 to +85	5-SC70

High-precision digital-to-analog converters

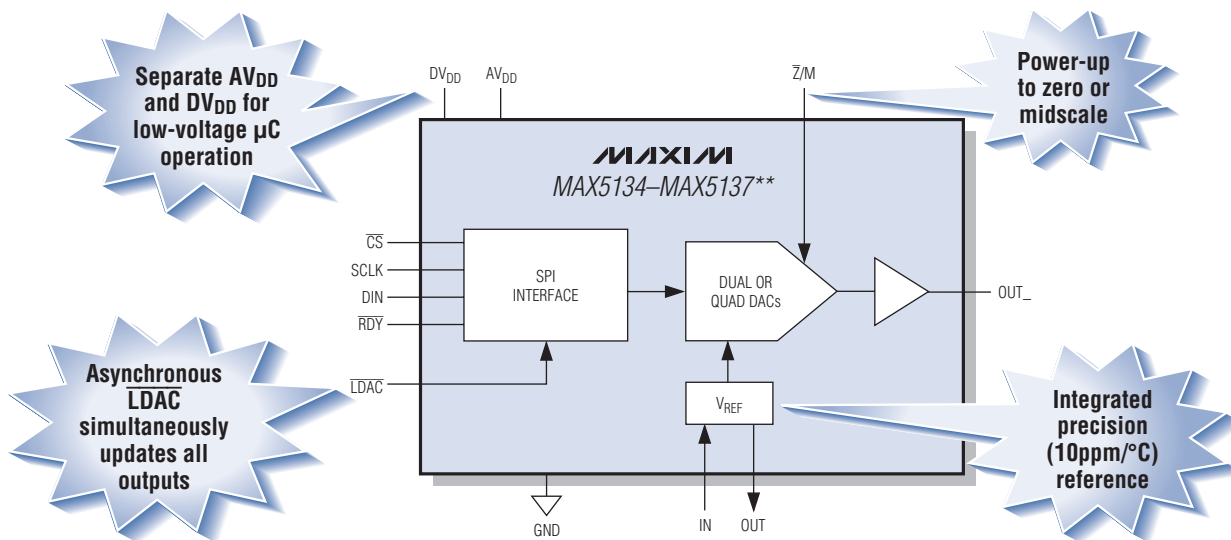
Maxim offers over 245 high-precision, general-purpose digital-to-analog converters (DACs) for industrial, communications, computing, and consumer applications. These high-performance DACs are designed to meet customer specifications such as high precision and multiple channels, and they come in small packages to save board space.

- **High-precision: < 1 LSB INL**
- **1 to 32 channels**
- **Resolutions from 6 bits up to 16 bits**
- **Parallel and high-speed serial (SPI™, I²C) interfaces**
- **Fast settling: < 1µs**
- **Small packages (SOT23, QFN, µMAX)**



Pin- and software-compatible dual and quad 12-/16-bit DACs

Maxim's new buffered 12-/16-bit DACs are available in an ultra-small, 4mm x 4mm, 24-pin TQFN package. Pin and software compatibility save design time and reduce inventory needs.



- **8 LSB INL buffered-voltage output**
- **Guaranteed monotonic to 12/16 bits**
- **SPI-compatible serial interface**
- **Low power consumption—2µA (max) in shutdown mode**
- **-40°C to +105°C temperature range**

Part	Resolution (Bits)	DACs	Supply Voltage AVDD (V)	Package
MAX5134	16	4	2.7 to 5.25	24-TQFN
MAX5135**	12	4		
MAX5136**	16	2		
MAX5137**	12	2		

www.maxim-ic.com/DACs

SPI is a trademark of Motorola, Inc.

*Root part numbers.

**Future product—contact factory for availability.

Part	Temp Range	Resolution (Bits)	Channels	V/I Output	Interface Compatibility	INL (max) over Temp	DNL (max) over Temp	Settling Time (µs)	Glitch Impulse (nV-s)	Supply Current (µA)	Supply Range AVDD (V)	Reference	Buffered	Smallest Package (mm x mm)	Price† (\$)
6 BITS OR LESS															
DS4402	E	5	2	I	I ² C	1	0.5	ns	—	500	2.7 to 5.75	Int		14-TDFN (3 x 3)	0.58
DS4404	E	5	4	I	I ² C	1	0.5	ns	—	500	2.7 to 5.75	Int		14-TDFN (3 x 3)	0.73
MAX5360/61/62	E	6	1	V	I ² C	1	1	20	40	230	2.7 to 3.6, 4.5 to 5.5, 2.7 to 5.5	Int(2V), int(4V), int(V _{DD})	✓	5-SOT23	0.65
MAX5363/64/65	E	6	1	V	SPI	1	1	20	40	230	2.7 to 3.6, 4.5 to 5.5, 2.7 to 5.5	Int(2V), int(4V), int(V _{DD})	✓	6-SOT23	0.65
8 BITS															
MAX5480	C, E	8	1	I	Parallel	0.5	1	0.5	—	500	5	Ext		16-QSOP	1.35
MAX7523	C	8	1	I	Parallel	0.5	1	0.2	—	100	5 to 16	Ext		16-WSO	1.96
MAX7524	C, E	8	1	I	Parallel	0.5	1	0.35	—	500	5 or 15	Ext		16-SO	1.88
MAX7624	C, E	8	1	I	Parallel	0.5	1	0.35	—	500	5 or 15	Ext		16-SO	2.26
MAX5548	E	8	2	I	SPI/I ² C	1	1	30	40	6mA	2.7 to 5.25	Int, ext		16-TQFN (3 x 3)	2.97
MAX7528	C, E	8	2	I	Parallel	0.5	1	0.4	60	500	5 to 15	Ext		20-WSO	2.84
MAX7628	C, E	8	2	I	Parallel	0.5	1	0.4	60	500	12 to 15	Ext		20-WSO	3.80
MAX517	C	8	1	V	I ² C	1/1.5	1	6	12	3.5mA	4.5 to 5.5	Ext	✓	8-SO	2.00
MAX7224	C	8	1	V	Parallel	1	1	5	—	4mA	-5 to +12 or +15	Ext	✓	18-WSO	2.36
MAX5380/81/82	E	8	1	V	I ² C	1	1	20	40	230	2.7 to 3.6, 4.5 to 5.5, 2.7 to 5.5	Int(2V), int(4V), int(V _{DD})	✓	5-SOT23	0.95
MAX5383/84/85	E	8	1	V	SPI	1	1	20	40	230	2.7 to 3.6, 4.5 to 5.5, 2.7 to 5.5	Int(2V), int(4V), int(V _{DD})	✓	6-SOT23	0.95
MAX550A	C, E	8	1	V	SPI	1	1	4	—	10	2.5 to 5.5	Ext		8-µMAX	1.40
MAX5510/11	E	8	1	V	SPI	1	1	660	—	5/7	1.8 to 5.5	Ext, int(MAX5511)	✓	12-TQFN (4 x 4)	1.47/1.97
MAX522	C, E	8	2	V	SPI	1.5	1	70	—	2.5mA	2.7 to 5.5	Ext	✓	8-SO	2.25
MAX5102	E	8	2	V	Parallel	1/2	1	6	90	360	2.7 to 5.5	Ext	✓	16-TSSOP	2.09
MAX5109	E	8	2	V	I ² C	2	0.5	8	—	2mA	2.7 to 5.25	Ext	✓	16-QSOP	3.45
MAX518A/519A	C, E, M	8	2	V	I ² C	1	1	6	12	6mA	4.5 to 5.5	Int(V _{DD})/ext	✓	8-/16-SO	2.14/3.06
MAX518B/519B	C, E, M	8	2	V	I ² C	1.5	1	6	12	6mA	4.5 to 5.5	Int(V _{DD})/ext	✓	8-/16-SO	2.14/2.23
MAX5222/23	E	8	2	V	SPI	1	1	10/50	—	800/220	2.7 to 5.5	Ext	✓	8-SOT23	1.25
MAX5294/95	E	8	2	V	SPI/QSPI™/MICROWIRE™	0.5	1	2	2	2mA	2.7 to 5.25	Ext	✓	16-TQFN (4 x 4)	1.85
MAX548/49	C, E	8	2	V	SPI	1	1	4	—	250/10	2.5 to 5.5	Int(V _{DD})/ext		8-µMAX	1.57
MAX5512/14	E	8	2	V	SPI	1	1	660	—	6	1.8 to 5.5	Ext	✓	8-µMAX	1.98
MAX5513/15	E	8	2	V	SPI	1	1	660	—	8	1.8 to 5.5	Int	✓	12-QFN (3 x 3)	2.48
MAX5101A/B	E	8	3	V	Parallel	1/2	1	6	90	520	2.7 to 5.5	Int(V _{DD})	✓	16-TSSOP	2.87/2.39
MAX512/13	C, E	8	3	V	SPI	1.5	1	70	—	2.8mA	±5/±3	Ext	✓	14-SO	2.85
MAX500	C, E	8	4	V	I ² C	0.5/1	1	4500	—	1.2mA	+15 or ±5	Ext	✓	16-WSO	4.09
MAX505	C, E	8	4	V	Parallel	1/1.5	1	6	5	2mA	±5 or +5	Ext	✓	24-SSOP	5.56
MAX506	C, E	8	4	V	Parallel	1/1.5	1	6	5	2mA	±5 or +5	Ext	✓	20-WSO	6.10
MAX509	C, E	8	4	V	SPI	1/1.5	1	6	12	2mA	±5	Ext	✓	20-SSOP	4.82
MAX510	C, E	8	4	V	SPI	1/1.5	1	6	12	20mA	±5	Ext	✓	16-WSO	4.67
MAX520	C, E	8	4	V	I ² C	1	1	2	12	20	4.5 to 5.5	Ext	✓	20-SSOP	3.33
MAX533	C, E	8	4	V	SPI	1/2	1	6	50	13mA	2.7 to 3.6	Ext	✓	16-QSOP	2.66
MAX5100	E	8	4	V	Parallel	1/2	1	6	90	700	2.7 to 5.5	Ext	✓	20-TSSOP	2.59
MAX5105/06	E	8	4	V	SPI	1	0.5	6	—	1mA	2.7 to 5.5	Ext	✓	20-/16-QSOP	2.80
MAX5115/16	E	8	4	V	I ² C	2	0.50	8	50	1.3mA	2.7 to 5.25	Ext	✓	20-/16-QSOP	6.10

QSPI is a trademark of Motorola, Inc.

†1000-up piece price provided is for design guidance and is FOB USA. Lowest grade pricing. International prices will differ due to local duties, taxes, and exchange rates. Not all packages are offered in 1k increments, and some may require minimum order quantities.

MICROWIRE is a trademark of National Semiconductor Corp.

↔ Temperature ranges: C = 0°C to +70°C, E = -40°C to +85°C, M = -55°C to +125°C.

↔-x-V = voltage, I = current

Part	Temp Range [◆]	Resolution (Bits)	V/I Channels	Output ^{◆◆}	Interface Compatibility	INL (max) over Temp	DNL (max) over Temp	Settling Time (μs)	Glitch Impulse (nV-s)	Supply Current (μA)	Supply Range AV _{DD} (V)	Reference	Buffered	Smallest Package (mm x mm)	Price [†] (\$)
8 BITS (CONTINUED)															
MAX534	C, E	8	4	V	SPI	1	1	8	50	1.3mA	4.5 to 5.5	Ext	✓	16-QSOP	3.64/2.66
MAX5584/85	E	8	4	V	SPI	0.5	1	2	12	4mA	2.7 to 5.5	Ext	✓	20-TQFN/TSSOP	2.31
MAX7225/26	C, E	8	4	V	Parallel	0.5/1/2	1	4	—	13mA	14.25 to 15.75	Ext	✓	24-SO	9.34/7.80
MAX521	C, E	8	8	V	I ² C	1.5/2	1	6	12	24mA	4.5 to 5.5	Ext	✓	24-SSOP	4.70
MAX528	C, E	8	8	V	SPI	1	1	3	—	1.8mA	-5.5 to 0, +0.8 to +16.5	Ext	✓	24-SSOP	6.21
MAX529	C, E	8	8	V	SPI	1	1	3	—	1mA	-5.5 to 0, +4.75 to +5.25	Ext	✓	24-SSOP	5.09
MAX7228	C	8	8	V	Parallel	1	1	5	—	16mA	13.5 to 16.5	Ext	✓	24-WSO	11.95
MAX5258/59	E	8	8	V	SPI	1	1	10	30/20	2.6mA	4.5 to 5.5/2.7 to 3.6	Ext	✓	16-QSOP	2.30
MAX5594/95	E	8	8	V	SPI	0.5	1	2	12	8mA	2.7 to 5.25	Ext	✓	24-/28-TSSOP	3.08
10 BITS															
MAX7520	C, E	10	1	I	Parallel	2.5	1	0.5	—	2mA	5 to 15	Ext	✓	16-WSO	2.12
MAX7530	C, E	10	1	I	Parallel	2.5	1	0.5	—	2mA	5 to 15	Ext	✓	16-WSO	2.10
MAX7533	C, E	10	1	I	Parallel	2.5	1	0.8	—	2mA	15	Ext	✓	16-WSO	2.11
MAX5547	E	10	2	I	SPI	4, 6	1	10	16	2mA	2.7 to 5.25	Int, ext	✓	8-TQFN (3 x 3)	3.19
MAX5550	E	10	2	I	SPI/I ² C	2	1	30	40	6mA	2.7 to 5.25	Int, ext	✓	16-TQFN (3 x 3)	3.37
MAX5304	C, E	10	1	V	SPI	4	1	10	—	400	4.5 to 5.5	Ext	✓	8-μMAX	1.60
MAX5811	E	10	1	V	I ² C	4	1	4	12	170	2.7 to 5.5	Int (V _{DD})	✓	6-SOT23	1.75
MAX5354/55	C, E	10	1	V	SPI	1	1	10	—	400	4.5 to 5.5, 3.15 to 3.6	Ext	✓	8-μMAX	2.70/2.90
MAX5520/21	E	10	1	V	SPI	4	1	660	—	5	1.8 to 5.5	Ext, int (MAX5521)	✓	12-QFN (4 x 4)	1.97/2.47
MAX5721	E	10	2	V	SPI	4	1	10	12	205	2.7 to 5.5	Ext	✓	8-μMAX	2.61
MAX5821	E	10	2	V	I ² C	4	1	10	12	205	2.7 to 5.5	Ext	✓	8-μMAX	2.62
MAX5158/59	C, E	10	2	V	SPI	1	1	8	—	650/600	4.5 to 5.5/2.7 to 3.6	Ext	✓	16-QSOP	3.40
MAX5232/83	E	10	2	V	SPI	0.5	1	15	—	475	2.7 to 3.6/4.5 to 5.5	Int	✓	16-QSOP	4.48
MAX5236/87	E	10	2	V	SPI	0.5	1	10	—	430	2.7 to 3.6/4.5 to 5.5	Ext	✓	10-μMAX	3.59
MAX5292/89	E	10	2	V	SPI	1	1	2	2	2mA	2.7 to 5.25	Ext	✓	16-TQFN (4 x 4)	3.45
MAX5522-25	E	10	2	V	SPI	4	1	660	—	6	1.8 to 5.5	Ext, int (MAX5523/25)	✓	8-μMAX/12-QFN	2.65/3.15
MAX5741	E	10	4	V	SPI	4	1	10	12	420	2.7 to 5.5	Ext	✓	10-μMAX	2.95
MAX5841	E	10	4	V	I ² C	4	1	10	12	420	2.7 to 5.5	Ext	✓	10-μMAX	3.65
MAX5250	C, E	10	4	V	SPI	0.5/1	1	10	—	980	4.5 to 5.5	Ext	✓	20-SSOP	6.44/4.95
MAX5251	C, E	10	4	V	SPI	0.5/1	1	12	—	980	3 to 3.6	Ext	✓	20-SSOP	6.44/4.95
MAX5582/83	E	10	4	V	SPI	1	1	3	12	4mA	2.7 to 5.5	Ext	✓	20-TQFN/24-TSSOP	4.15
MAX5308/09	E	10	8	V	SPI	2	0.5	5	2	1.7mA	2.7 to 5.5	Ext	✓	16-TSSOP	5.30
MAX5592/93	E	10	8	V	SPI	1	1	3	12	8mA	2.7 to 5.25	Ext	✓	24-/28-TSSOP	5.24
12 BITS															
MAX543	C, E	12	1	I	3-wire	0.5	1	1	20	500	5, 12, or 15	Ext	✓	8-SO	4.36
MAX551	C, E	12	1	I	SPI	0.5/1	0.5/1	1	20	1.5mA	4.5 to 5.25	Ext	✓	10-μMAX	3.75
MAX552	C, E	12	1	I	SPI	0.5/1	0.5/1	1	20	500	2.7 to 3.6	Ext	✓	10-μMAX	3.75
MAX7541	C, E	12	1	I	Parallel	0.5/1/2	1/4	1	—	2mA	5 to 16	Ext	✓	18-DIP	3.81
MAX7542	C, E	12	1	I	Parallel	0.5	1	2	—	2.5mA	4.75 to 5.25	Ext	✓	16-DIP	4.38
MAX7543	C, E	12	1	I	Serial	0.5	1	2	—	2.5mA	4.75 to 5.25	Ext	✓	16-DIP	4.38
MAX7521/31	C, E	12	1	I	Parallel	2.5	1	0.5	—	2mA	5 to 15	Ext	✓	18-WSO	3.75/3.80
MAX7537/47	C, E	12	2	I	Parallel	1	1	1.5	7	2mA	12 to 15	Ext	✓	24-WSO	7.40/7.64

◆ Temperature ranges: C = 0°C to +70°C, E = -40°C to +85°C.
 ◆→V = voltage, I = current
 †1000-up piece price provided is for design guidance and is FOB USA. Lowest grade pricing. International prices will differ due to local duties, taxes, and exchange rates. Not all packages are offered in 1k increments, and some may require minimum order quantities.

Part	Temp Range	Resolution (Bits)	Channels	V/I Output	Interface Compatibility	INL (max) over Temp	DNL (max) over Temp	Settling Time (µs)	Glitch Impulse (nV-s)	Supply Current (µA)	Supply Range AVDD (V)	Reference	Buffered	Smallest Package (mm x mm)	Price* (\$)
12 BITS (CONTINUED)															
MAX7545	C, E	12	1	I	Parallel	0.5/1/2	1/4	2	400	2mA	5, 15	Ext		20-DIP	4.00
MAX7548	C, E	12	1	I	Parallel	1	1	1	200	3mA	5, 15	Ext		20-DIP	6.06
MAX7645	C, E	12	1	I	Parallel	0.5	1	1	5	100	5	Ext		20-SO	3.75
MAX514	C, E	12	4	I	Serial	1	1	1	—	400	4.5 to 5.25	Ext		28-SO	14.25
MAX530	C, E	12	1	V	Parallel	0.5	1	25	—	400	+4.5 to +5.5 or ±5	Int, ext	✓	24-SSOP	5.18
MAX531	C, E	12	1	V	SPI	0.5/1.0	1	25	—	400	+4.5 to +5.5 or ±5	Int, ext	✓	14-SO	5.18
MAX5302	C, E	12	1	V	SPI	4	1	14	—	400	4.5 to 5.5	Ext	✓	8-µMAX	2.45
MAX5352	C	12	1	V	SPI	0.5, 1	1	14	—	400	4.5 to 5.5	Ext	✓	8-µMAX	4.20
MAX5353	C	12	1	V	SPI	1, 2	1	14	—	400	3.15 to 3.6	Ext	✓	8-µMAX	7.10
MAX5712	A, E	12	1	V	SPI	16	1	10	12	187	2.7 to 5.5	Ext	✓	6-SOT23	1.35
MAX5812	E	12	1	V	I ² C	16	1	12	12	190	2.7 to 5.5	Ext	✓	6-SOT23	2.58
MAX7845	C, E	12	1	V	Parallel	1	1	5	450	10mA	±15	Ext	✓	24-SO	6.26
MAX501/02	C, E	12	1	V	Parallel	0.5, 0.75	1	5	450	10mA	±12 to ±15	Ext	✓	24-SO	5.09
MAX507/08	C, E	12	1	V	Parallel	0.75	1	5	30	12mA	±12 to ±15	Int (5V)	✓	24-WSO	6.03
MAX5120/22	E	12	1	V	SPI	0.5, 1	1	20	—	600	4.5 to 5.5	Int (2.5)	✓	16-QSOP	3.80
MAX5121/23	E	12	1	V	SPI	1, 2	1	20	—	600	2.7 to 3.6	Int (1, 2.5)	✓	16-QSOP	3.80
MAX5174/75	C, E	12	1	V	SPI	1, 2	1	18	—	400/350	4.5 to 5.5	Ext	✓	16-QSOP	3.15
MAX5176/77	C, E	12	1	V	SPI	2, 4	1	18	—	400/350	2.7 to 3.6	Ext	✓	16-QSOP	3.15
MAX538/39	C, E	12	1	V	SPI	0.5/1.0	1	25	—	300	4.5 to 5.5	Ext	✓	8-SO	4.61
MAX5530/31	E	12	1	V	SPI	8	1	660	—	5/7	1.8 to 5.5	Int, ext	✓	12-QFN (4 x 4)	3.97/4.47
MAX745/48	C, E	12	1	V	Parallel	1	1	5	30	1.2mA	±12 to ±15	Int	✓	24-/20-DIP	6.66
MAX532	C, E	12	2	V	SPI	0.5	1	2.5	60	10mA	±12 to ±15	Ext	✓	16-WSO	10.99
MAX5104	C, E	12	2	V	SPI	4	1	15	—	650	4.5 to 5.5	Ext	✓	16-QSOP	3.75
MAX5322	E	12	2	V	SPI	1	1	10	10	16mA	±12 to ±15	Ext	✓	28-SSOP	8.79
MAX5722	A, E	12	2	V	SPI	16	1	10	12	215	2.7 to 5.5	Ext	✓	8-µMAX	4.38
MAX5822	E	12	2	V	I ² C	16	1	12	12	215	2.7 to 5.5	Ext	✓	8-µMAX	4.79
MAX5154/56	C, E	12	2	V	SPI	0.5, 1	1	15	—	650	4.5 to 5.5	Ext	✓	16-QSOP	6.15
MAX5155/57	C, E	12	2	V	SPI	1, 2	1	15	—	600	2.7 to 3.6	Ext	✓	16-QSOP	6.15
MAX5230/31	E	12	2	V	SPI	0.5, 1	1	15	—	475/525	2.7 to 3.6/4.5 to 5.5	Int	✓	16-QSOP	7.75
MAX5234/35	E	12	2	V	SPI	0.5, 1	1	10	40	430/450	2.7 to 3.6/4.5 to 5.5	Ext	✓	10-µMAX	6.35
MAX5290/91	E	12	2	V	SPI/QSPI/ MICROWIRE	1/4	1	2	2	2mA	2.7 to 5.25	Ext	✓	16-TQFN (4 x 4)	4.80
MAX5137*	G	12	2	V	SPI	1	1	10	12	3.2mA	2.7 to 5.25	Int, ext	✓	24-TQFN (4 x 4)	*
MAX5532/34	E	12	2	V	SPI	8	1	660	—	6	1.8 to 5.5	Ext	✓	8-µMAX/12-QFN	5.47
MAX5533/35	E	12	2	V	SPI	8	1	660	—	8	1.8 to 5.5	Int	✓	8-µMAX/12-QFN	5.97
MAX7837/47	C	12	2	V	Parallel	0.5	1	4	60	10mA	±12 to ±15	Ext	✓	24-SO	10.97
MAX525	C, E	12	4	V	SPI	0.5/1	1	12	—	980	4.5 to 5.5	Ext	✓	20-SSOP	11.35
MAX536	C, E	12	4	V	SPI	0.5/1	1	3	—	25mA	10.8 to 16.5	Ext	✓	16-SO	13.88
MAX537	C, E	12	4	V	SPI	0.5/1	1	5	—	16mA	4.5 to 5.5	Ext	✓	16-WSO	13.88
MAX5135*	G	12	4	V	SPI	1	1	10	12	3.2mA	2.7 to 5.25	Int, ext	✓	24-TQFN (4 x 4)	*
MAX5253	C, E	12	4	V	SPI	0.5/1	1	16	—	980	3 to 3.6	Ext	✓	20-SSOP	10.78
MAX5500/01	G	12	4	V	SPI	0.75/2	1	12	—	980	4.5 to 5.5/3 to 3.6	Ext	✓	20-SSOP	5.60
MAX5742	A, E	12	4	V	SPI	16	1	10	12	420	2.7 to 5.5	Ext	✓	10-µMAX	5.67

*Future product—contact factory for availability.
 †1000-up piece price provided is for design guidance and is FOB USA. Lowest grade pricing. International prices will differ due to local duties, taxes, and exchange rates. Not all packages are offered in 1k increments, and some may require minimum order quantities.
 ✦ Temperature ranges: A = -40°C to +70°C, E = -40°C to +85°C, C = 0°C to +125°C, G = -40°C to +105°C.
 ✧ V = voltage, I = current

DACs (continued)

Part	Temp Range [◆]	Resolution (Bits)	Channels	V/I Output [↔]	Interface Compatibility	INL (max) over Temp	DNL (max) over Temp	Settling Time (μs)	Glitch Impulse (nV-s)	Supply Current (μA)	Supply Range AV _{DD} (V)	Reference	Buffered	Smallest Package (mm x mm)	Price [†] (\$)
12 BITS (CONTINUED)															
MAX5842	E	12	4	V	I2C	16	1	12	12	420	2.7 to 5.5	Ext	✓	10-μMAX	6.73
MAX526/27	C, E	12	4	V	Parallel	0.5, 1.0	1	3/5	—	28mA	-5 and +12 to +15, ±5	Ext	✓	24-WSO	16.91/14.41
MAX5580/81	E	12	4	V	SPI	0/4	1	3	2	4mA	2.7 to 5.25	Ext	✓	20-TQFN (5 x 5)	8.29
MAX5306/07	E	12	8	V	SPI	4	1	5	2	1700	2.7 to 5.5	Ext	✓	16-TSSOP	9.30
MAX5331/32/33	E	12	32	V	SPI	0.1% FSR	1	22	—	42mA	-5.25 to -2.75/+8.55 to +11.6	Ext	✓	68-TQFN (10 x 10)	31.36
13 AND 14 BITS															
MAX535	C	13	1	V	SPI	0.5/1	1	16	—	400	4.5 to 5.5	Ext	✓	8-μMAX	4.70
MAX5351	C	13	1	V	SPI	1/2	1	16	—	400	3.15 to 3.6	Ext	✓	8-μMAX	5.23
MAX5130/31	E	13	1	V	SPI	0.5/1/2	1	20	—	600	4.5 to 5.5/2.7 to 3.6	Int	✓	16-QSOP	4.62
MAX5132/33	E	13	1	V	SPI	0.5/1/2	1	20	—	600	4.5 to 5.5/2.7 to 3.6	Int	✓	16-QSOP	4.62
MAX5150	C	13	2	V	SPI	0.5/1	1	16	—	650	4.5 to 5.5	Ext	✓	16-QSOP	7.56
MAX5151	C	13	2	V	SPI	1/2	1	16	—	600	2.7 to 3.6	Ext	✓	16-QSOP	7.56
MAX5152	C	13	2	V	SPI	0.5/1	1	20	—	650	4.5 to 5.5	Ext	✓	16-QSOP	7.56
MAX5153	C	13	2	V	SPI	1/2	1	25	—	600	2.7 to 3.6	Ext	✓	16-QSOP	7.56
MAX547	C	13	8	V	Parallel	2/4	1	5	—	4.4mA	±5	Ext	✓	44-MQFP	26.64
MAX5270	C, E	13	8	V	Parallel	2/4	1	22	120	1.3mA	±12	Ext	✓	44-MQFP	22.50
MAX5839	C, E	13	8	V	Parallel	2/4	1	22	120	2.5mA	-9 to +14	Ext	✓	44-MQFP	22.50
MAX7536	C, E	14	1	I	Parallel	1/2	1	1.5	50	4mA	11.4 to 15.75	Ext	✓	28-SO	9.68
MAX7538	C, E	14	1	I	Parallel	1/2	1	1.5	20	4mA	-0.5 to +12 or +15	Ext	✓	24-SO	7.11
MAX7534/35	C, E	14	1	I	Parallel	1/2	1	1.5	50	3mA/4mA	11.4 to 15.75	Ext	✓	20-/28-SO	8.84/9.92
MAX5544	C, E	14	1	V	SPI	8	1	1	10	1.1mA	4.75 to 5.25	Ext	✓	8-SO	4.20
MAX5141-44	E	14	1	V	SPI	1	1	1	7	200	4.5 to 5.5/2.7 to 3.6	Ext	✓	8-/10-μMAX	6.50
MAX5170/71	E	14	1	V	SPI	1/2	1	18/12	—	400/350	4.5 to 5.5	Ext	✓	16-QSOP	4.36
MAX5172/73	E	14	1	V	SPI	2/4	1	18/12	—	400/350	2.7 to 3.6	Ext	✓	16-QSOP	4.36
MAX5264	C	14	8	V	Parallel	4/8	1	22	120	4mA	-9 to +14	Ext	✓	44-MQFP	27.25
MAX5774	C	14	32	V	SPI	4	1	20	120	1.5mA	4.75 to 5.25	Ext	✓	64-TQFP (12 x 12)	47.95
16 BITS															
MAX5541	C, E	16	1	V	SPI	16	1	1	10	1.1mA	4.75 to 5.25	Ext	✓	8-SO	4.50
MAX5200-03	A, C	16	1	V	SPI	20/40	1/2	25	10	1.5mA	4.5 to 5.5/2.7 to 3.6	Int	✓	10-μMAX	3.33
MAX5204-07	A, C	16	1	V	SPI	20	1/2	25	10	1.5mA	4.5 to 5.5/2.7 to 3.6	Ext	✓	10-μMAX	2.83
MAX541/42	C	16	1	V	SPI	1/2/4	1	1	10	1.1mA	4.75 to 5.5	Ext	✓	8-/14-SO	9.95
MAX5441-44	C, E	16	1	V	SPI	2/4	1	1	7	200	4.5 to 5.5/2.7 to 3.6	Ext	✓	8-/10-μMAX	9.95
MAX5650/51/52	E	16	1	V	Parallel	4	1	2	10	2mA	4.5 to 5.5/2.7 to 5.25	Int/int/ext	✓	32-TQFP	8.50
MAX5136*	G	16	2	V	SPI	8	1	10	12	3.2mA	2.7 to 5.25	Int, ext	✓	24-TQFN (4 x 4)	*
MAX5134	G	16	4	V	SPI	8	1	10	12	3.2mA	2.7 to 5.25	Int, ext	✓	24-TQFN (4 x 4)	9.95
MAX5631/32/33	E	16	32	V	SPI	20	4	22	—	82mA	-5.25 to +11.6	Ext	✓	68-TQFN (10 x 10)	49.95
MAX5732-35	E	16	32	V	SPI	8/16	1	20	120	15mA	4.75 to 5.25	Ext	✓	56-TQFN (10 x 10)	53.90

*Future product—contact factory for availability.

◆ Temperature ranges: A = -40°C to +125°C, C = 0°C to +70°C, E = -40°C to +85°C, G = -40°C to +105°C.

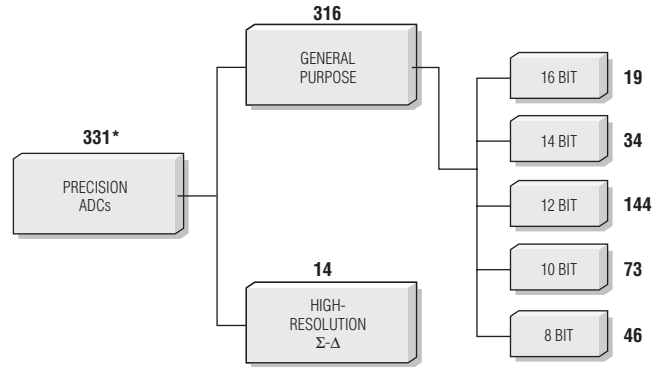
↔ V = voltage, I = current

†1000-up piece price provided is for design guidance and is FOB USA. Lowest grade pricing. International prices will differ due to local duties, taxes, and exchange rates. Not all packages are offered in 1k increments, and some may require minimum order quantities.

High-precision analog-to-digital converters

Maxim has the largest analog-to-digital converter (ADC) product offering on the market—we make over 300 ADCs that provide industry-leading performance and features. We have the ADCs that you need to bridge the gap between real-world and digital signals in all of your applications.

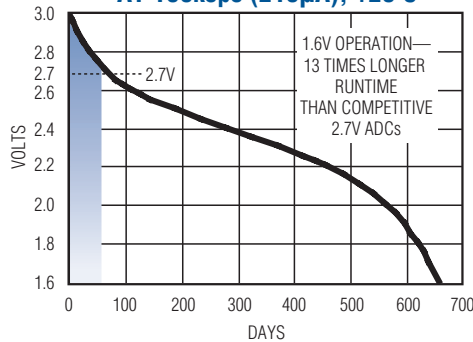
- 8- to 24-bit resolution
- DC to 5Msps conversion rate
- Single-ended, true differential, unipolar, bipolar, and software-selectable input ranges
- 1, 2, 4, 8, 12, and 16 channels
- I²C-/SPI-/QSPI-/MICROWIRE-compatible and parallel interfaces



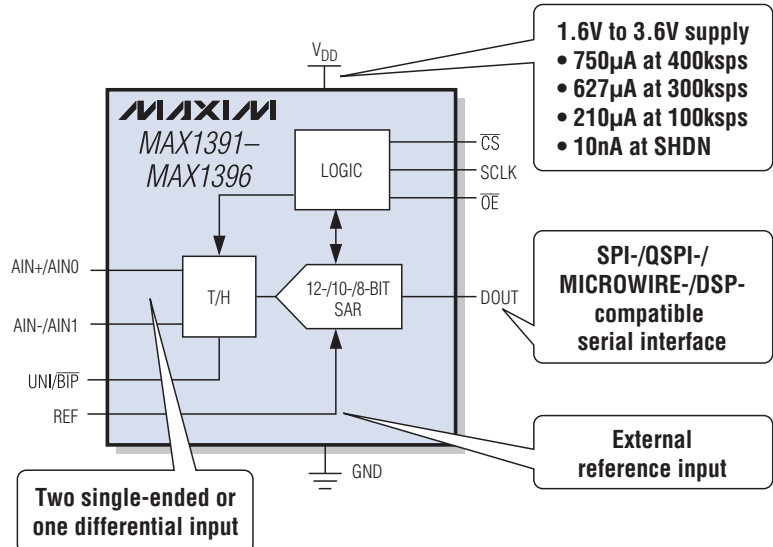
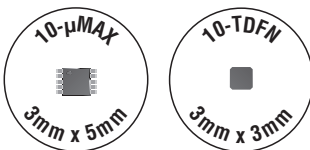
Ultra-low-power 8-/10-/12-bit ADCs run on two AA batteries** for 1.8 years at 100ksps

- 1.6V to 3.6V low-power operation
- 0 to V_{DD} external reference input
- Unipolar or bipolar operation
- One differential or two single-ended inputs

TYPICAL TWO AA DISCHARGE CURVE
AT 100ksps (210μA), +25°C



Part	Resolution (Bits)
MAX1391/94	8
MAX1392/95	10
MAX1393/96	12



www.maxim-ic.com/ADCs

*Root part numbers.

**3300mAh AA alkaline battery (LR6).

Part	Input Channels	Conversion Rate (ksp/s, min)	Data Bus (Bits)	Reference	V _{IN} (V)	Differential Inputs	V _{SUPPLY} (V)	Power (mW, typ)	Low-Power Mode	Standby Mode	Smallest Package	Temp Range [⊕]	Price [†] (\$)
8 BITS													
MAX1106/07	1	25	Serial	Int, ext	0 to V _{REF}	✓	(3.3, 3)/5	0.288/0.575	✓	✓	10-μMAX	C, E	1.55
MX7574	1	66.7/250	μP/8	Ext	10, ±5		5	5			18-SO	I, C, M	4.80
MAX1115/16	1	100	Serial	Int	0 to V _{REF}		(3.3, 3)/5	0.405/0.91	✓		8-SOT23	E	1.24
MX7576/75	1	100/200	μP/8	Ext	5		5	15			18-SO	C, M, E	3.78/4.39
MAX165/66	1	200	μP/8	Int, ext	5	—/✓	5	15			18-/20-SO	C, M, E	3.95/3.77
MAX160	1	250	μP/8	Ext	10, ±5		5	5	✓		18-SO	C, M, E	7.20
ADC0820	1	400	μP/8	Ext	5		5	25			20-SO	C, M, E	7.16
MAX1391	1	400	Serial	Ext	0 to V _{REF} or ±V _{REF} /2	✓	1.8, 1.5, 3.3, 3, 2.5	0.864	✓	✓	10-TDFN	E	1.15
MAX152	1	400	μP/8	Ext	3, ±1.5		±3.3, 3.3	4.5	✓	✓	20-SSOP	C, M, E	4.25
MAX150	1	500	μP/8	Int, ext	5		5	25			20-SO	C, M, E	7.96
MX7820/21	1	500	μP/8	Ext	5/(±5, 5)		5/(±5, 5)	25/50			20-SO	I (MX7820), C, M, E (MX7821)	7.93/7.61
MAX153	1	1000	μP/8	Ext	±2.5, 5		±5, 5	40	✓		20-SSOP	C, M, E	6.63
MAX1108/09	2	50	Serial	Int, ext	0 to V _{REF} or ±V _{REF} /2		(3.3, 3)/5	0.21/0.475	✓	✓	10-μMAX	C, E	1.55
MAX1117/18/19	2	100	Serial	Int/ext/int	0 to V _{REF}		(3.3, 3)/ (3.3, 3, 5/5)	0.405/0.675/0.91	✓		8-SOT23	E	1.24/0.99/ 1.24
MAX1394	2	400	Serial	Ext	0 to V _{REF}	✓	1.8, 1.5, 3.3, 3, 2.5	0.864	✓	✓	10-TDFN	E	1.15
MAX1111/13	4	50	Serial	Int, ext	0 to V _{REF} or ±V _{REF} /2	✓	(3.3, 3, 5)/5	0.2295/0.675	✓	✓	16-QSOP	C, M, E	1.69
MAX1036/37	4	188	I ² C	Int, ext	0 to V _{REF}	✓	5/(3.3, 3)	1.75	✓	✓	8-SOT23	E	1.65
MAX156	4	250	μP/8	Int, ext	±2.5, 2.5	✓	±5, 5	45		✓	28-SO	C, E	7.19
MAX113	4	400	μP/8	Ext	3, ±1.5		3.3	4.5	✓	✓	24-SSOP	C, M, E	3.45
MAX154	4	400	μP/8	Int, ext	±2.5, 5		5	25			24-SSOP	C, M, E	8.36
MX7824	4	400	μP/8	Ext	5		5	25			24-SO	C, M, E	8.33
MAX114	4	1000	μP/8	Ext	±2.5, 5		5	40	✓		24-SSOP	C, M, E	3.30
MX7581	8	15	μP/8	Ext	10		5	15			28-SO	C, M, E	11.08
MAX1110/12	8	50	Serial	Int, ext	0 to V _{REF} or ±V _{REF} /2	✓	(3.3, 3, 5)/5	0.2295/0.675	✓	✓	20-SSOP	C, M, E	1.86
MAX161	8	50	μP/8	Ext	10		5	15			28-SO	C, M, E	11.12
MAX155	8	250	μP/8	Int, ext	±2.5, 2.5	✓	±5, 5	90		✓	28-SO	C, M, E	9.50
MAX117	8	400	μP/8	Ext	3, ±1.5		3.3, 3	4.5	✓	✓	28-SSOP	C, M, E	3.55
MAX158	8	400	μP/8	Int, ext	±2.5, 5		5	25			28-SSOP	C, M, E	8.76
MX7828	8	400	μP/8	Ext	5		5	25			28-SO	C, M, E	8.73
MAX118	8	1000	μP/8	Ext	±2.5, 5		5	40	✓		28-SSOP	C, M, E	3.40
MAX1038/39	12	188	I ² C	Int, ext	0 to V _{REF} or ±V _{REF} /2	✓	5/(3.3, 3)	1.75	✓	✓	16-QSOP	E	1.90
10 BITS													
MAX1242/43	1	73	Serial	(Int, ext)/ext	0 to V _{REF}		3.3, 3, 5	4.2/2.7	✓	✓	8-SO	C, M, E	2.75/2.45
MAX177	1	100	μP/8, μP/12	Int	±2.5		5 and -15, 5 and -12	104			24-SO	C, M, E	7.96
MAX159	1	108	Serial	Ext	0 to V _{REF}		3.3, 3, 5	2.7	✓	✓	8-μMAX	C, M, E	2.79
MAX1088/89	1	150	Serial	Ext	0 to V _{REF} or ±V _{REF} /2	✓	5/(3.3, 3)	1.6/0.735	✓		8-SOT23	E	2.40
MAX173	1	200	μP/8, μP/12	Int	5		5 and -15, 5 and -12	145			24-SO	C, M, E	7.01
MAX1085	1	300	Serial	Ratiometric, int, ext	0 to V _{REF} or ±V _{REF} /2		3.3, 3	7.5	✓	✓	8-SO	C, E	3.88
MAX1392	1	350	Serial	Ext	0 to V _{REF} or ±V _{REF}	✓	1.8, 1.5, 3.3, 3, 2.5	0.874	✓	✓	10-TDFN	E	1.81
MAX1084	1	400	Serial	Int	2.5		5	13.75	✓		8-SO	C, E	3.88
MAX1070/71	1 uni-/bipolar	1500	Serial	Ext	0 to V _{REF} or ±V _{REF} /2	✓	3.3, 3	18	✓	✓	12-TQFN	E	2.48
MAX1077/79	1 uni-/bipolar	1500	Serial	Int, ext	0 to V _{REF} or ±V _{REF} /2	✓	3.3, 3	21.9	✓	✓	12-TQFN	C, E	2.98/2.68
MAX1072/75	1 uni-/bipolar	1800	Serial	Ext	0 to V _{REF} or ±V _{REF} /2	✓	5	45	✓	✓	12-TQFN	E	2.75/2.48
MAX1076/78	1 uni-/bipolar	1800	Serial	Ext	0 to V _{REF} or ±V _{REF} /2	✓	5	50	✓	✓	12-TQFN	E	2.68
MAX157	2	108	Serial	Ext	0 to V _{REF}	✓	3.3, 3, 5	2.7	✓	✓	8-μMAX	C, M, E	2.79
MAX1086/87	2	150	Serial	Ext	0 to V _{REF} or ±V _{REF} /2		5/(3.3, 3)	1.6/0.735	✓		8-SOT23	E	2.40
MAX1395	2	357	Serial	Ext	0 to V _{REF}		1.8, 1.5, 3.3, 3, 2.5	0.832	✓	✓	10-TDFN	I, M	1.93
MAX1136/37	4	94.4	I ² C	Int	0 to V _{REF}	✓	5/(3.3, 3)	3.35	✓	✓	8-μMAX	E	2.75
MAX1248/49	4	133	Serial	(Int, ext)/ext	0 to V _{REF} or ±V _{REF} /2	✓	(3.3, 3)/ (3.3, 3, 5)	3.6	✓	✓	16-QSOP	C, M, E	3.40/3.95
MAX1361/62	4	150	I ² C, SMBus™	Int, ext	0 to V _{REF} or ±V _{REF} /2	✓	(3.3, 3)/5	2		✓	10-μMAX	E	*

SMBus is a trademark of Intel Corporation.

*Contact factory for pricing and availability.

⊕Temperature ranges: C = 0°C to +70°C, E = -40°C to +85°C, I = -20°C to +85°C, M = -55°C to +125°C.

†1000-up piece price provided is for design guidance and is FOB USA. Lowest grade pricing. International prices will differ due to local duties, taxes, and exchange rates. Not all packages are offered in 1k increments, and some may require minimum order quantities.

ADCs (continued)

Part	Input Channels	Conversion Rate (ksps, min)	Data Bus (Bits)	Reference	V _{IN} (V)	Differential Inputs	V _{SUPPLY} (V)	Power (mW, typ)	Low-Power Mode	Standby Mode	Smallest Package	Temp Range [⊕]	Price [†] (\$)
10 BITS (CONTINUED)													
MAX1063	4	250	μP/8	Int, ext	0 to V _{REF} or ±V _{REF} /2	✓	3	6.9	✓	✓	24-QSOP	C, E	3.92
MAX1093	4	250	μP/8	Int, ext	0 to V _{REF} or ±V _{REF} /2	✓	3	6.9	✓	✓	24-QSOP	C, E	3.92
MAX1064	4	400	μP/8	Int, ext	0 to V _{REF} or ±V _{REF} /2	✓	5	11	✓	✓	24-QSOP	C, E	*
MAX1092	4	400	μP/8	Int, ext	0 to V _{REF} or ±V _{REF} /2	✓	5	11	✓	✓	24-QSOP	C, E	3.92
MAX1098	5	0.9	Serial	Int	±2V _{REF}	✓	5	2.2	✓	✓	16-SSOP	E	*
MAX1204	8	133	Serial	Int, ext	0 to V _{REF} or ±V _{REF} /2	✓	±5, 5	7.5	✓	✓	20-SSOP	C, M, E	4.25
MAX148/49	8	133	Serial	Ext/int	—/±5, 2.5	✓	(3.3, 3)/(3.3, 3, 5)	2.4/3.6	✓	✓	20-SSOP	C, M, E	3.10/3.20
MAX192	8	133	Serial	Int, ext	0 to V _{REF} or ±V _{REF} /2	✓	5	7.5	✓	✓	20-SSOP	C, M, E	5.95
MAX1061/91	8	250	μP/8	Int, ext	0 to V _{REF} or ±V _{REF} /2	✓	3	6.9	✓	✓	28-QSOP	C, E	4.11
MAX1020/21	8	300	Serial	Int, ext	0 to V _{REF} or ±V _{REF} /2	✓	5/(3.3, 3)	26.5/15.9	✓	✓	36-TQFN	E	9.20
MAX1026	8	300	Serial	Int, ext	0 to V _{REF} or ±V _{REF} /2	✓	5	9.5	✓	✓	16-QSOP	C, E	3.46
MAX1027	8	300	Serial	Int, ext	0 to V _{REF} or ±V _{REF} /2	✓	3.3, 3	1.86	✓	✓	16-QSOP	C, E	3.46
MAX1040/42	8	300	Serial	Int, ext	0 to V _{REF} or ±V _{REF} /2	✓	5	26.5	✓	✓	36-TQFN	E	*
MAX1043	8	300	Serial	Int, ext	0 to V _{REF} or ±V _{REF} /2	✓	3.3, 3	15.9	✓	✓	36-TQFN	E	*
MAX1081/80	8	300/400	Serial	Int, ext	0 to V _{REF} or ±V _{REF} /2	✓	(3.3, 3)/5	8/13.75	✓	✓	20-TSSOP	C, E	4.19
MAX1060	8	400	μP/8	Int, ext	0 to V _{REF} or ±V _{REF} /2	✓	5	11	✓	✓	28-QSOP	C, E	4.11
MAX1090	8	400	μP/8	Int, ext	0 to V _{REF} or ±V _{REF} /2	✓	5	11	✓	✓	28-QSOP	C, E	4.11
MAX1153/54	10	94	Serial	Int, ext	0 to V _{REF} or ±V _{REF} /2	✓	(3.3, 3)/5	6.6/15	✓	✓	16-TSSOP	E	3.50
MAX1138/39	12	94.4	I ² C	Int	0 to V _{REF} or ±V _{REF} /2	✓	5/(3.3, 3)	3.35/2	✓	✓	16-QSOP	E	2.99
MAX1022	12	300	Serial	Int, ext	0 to V _{REF} or ±V _{REF} /2	✓	5	26.5	✓	✓	36-TQFN	E	9.40
MAX1028/30	12/16	300	Serial	Int, ext	0 to V _{REF} or ±V _{REF} /2	✓	5	9.5	✓	✓	20-QSOP/ 28-TQFN	C, E	3.91/4.36
MAX1029/31	12/16	300	Serial	Int, ext	0 to V _{REF} or ±V _{REF} /2	✓	3.3, 3	1.86	✓	✓	20-QSOP/ 28-TQFN	C, E	3.91/4.36
MAX1057/58	16	300	Serial	Int, ext	0 to V _{REF} or ±V _{REF} /2	✓	(3.3, 3)/5	6.9/12.5	✓	✓	48-TQFN	E	9.90
12 BITS													
MAX1365/67	1	0.005	Serial	Int, ext	±2, ±0.2		3.3, 3, 5	3.5	✓	✓	48-LQFP	E	*
MX7578	1	10	μP/8	Ext	5		±5 and +15	108			24-SO	C, M, E	16.96
MAX178	1	17	μP/8, μP/12	Int, ext	5		5	117			24-SO	C, M, E	15.24
MX574A/674A	1	40/66	μP/8, μP/12	Int, ext	±10, 10, ±5, 20		5	150	✓		28-SO	C, M, E	11.97/23.44
MAX1240/41	1	73	Serial	(Int, ext)/ext	0 to V _{REF}	✓	(3.3, 3)/(3.3, 3, 5)	4.2	✓	✓	8-SO	C, M, E	3.85/3.10
MAX187/89	1	75	Serial	Int/ext	0 to V _{REF} /5		5	7.5/5	✓	✓	16-SO	C, M, E	7.45/6.95
MAX190	1	76	μP/8, serial	Int, ext	5	✓	5	15	✓	✓	24-SO	C, M, E	10.00
MX7572-12	1	80	μP/8, μP/12	Int	5		5	145			24-SO	I, C, M	14.00
MAX1272/73	1	87	Serial	Int, ext	(0 to 10, 0 to 5, ±10, ±5)/±V _{REF}		5	11	✓	✓	8-PDIP	C, E	*
MAX185	1	96	μP/12	Ext	10, ±5, 5		5 and -15, 5 and -12	90			24-SO	C, M, E	7.20
MX7672-10	1	96	μP/12	Ext	10, ±5, 5		5	110			24-SO	C, M, E	25.25
MAX163/64/67	1	100	μP/8, μP/12	Int	5/±5/±2.5		5 and -15, 5 and -12	104			24-SO	C, M, E	14.40
MAX172	1	100	μP/8, μP/12	Int	5		5 and -15, 5 and -12	145			24-SO	I, C, M	9.60
MAX191	1	100	μP/8, serial	Int, ext	±2.5, 5	✓	±5, 5	15		✓	24-SO	C, M, E	9.60
MAX145	1	108	Serial	Ext	0 to V _{REF}	✓	3.3, 3, 5	2.7	✓	✓	8-μMAX	C, M, E	4.24
MAX170	1	125	Serial	—	5		5 and -15, 5 and -12	115			16-SO	C, M, E	11.96
MAX174	1	125	μP/8, μP/12	Int, ext	±10, 10, ±5, 20		5	150			28-SO	C, M, E	28.13
MAX1288/89	1	150	Serial	Ext	0 to V _{REF} or ±V _{REF} /2	✓	5/(3.3, 3)	—	✓	✓	8-SOT23	E	3.45
MX7672-05	1	192	μP/12	Ext	10, ±5, 5		5	110			24-SO	C, M, E	33.66
MAX184	1	200	μP/12	Ext	10, ±5, 5		5 and -15, 5 and -12	90			24-SO	C, M, E	8.25
MX7572-05	1	200	μP/8, μP/12	Int	5		5	145			24-SO	I, C, M	20.00
MAX176	1	250	Serial	Int	±5		5 and -15, 5 and -12	123			16-SO	C, M, E	13.20
MAX1285	1	300	Serial	Int	2.5		3.3, 3	13.75	✓		8-SO	C, E	4.85
MAX162	1	308	μP/8, μP/12	Int	5		5 and -15, 5 and -12	145			24-SO	I, C, M	19.20
MAX183	1	308	μP/12	Ext	10, ±5, 5		5 and -15, 5 and -12	90	✓	✓	24-SO	C, E	9.00
MX7672-03	1	308	μP/12	Ext	10, ±5, 5		5	110			24-SO	C, E	57.38
MAX1393	1	312	Serial	Ext	0 to V _{REF}	✓	1.5, 1.8, 2.5, 3, 3.3	0.832	✓	✓	10-TDFN	I, M	2.48
MAX122	1	333	μP/12	Int	±5		5 and -15, 5 and -12	210			24-SSOP	C, M, E	12.00
MAX1284	1	400	Serial	Int	2.5		5	13.75	✓		8-SO	C, E	4.85

*Contact factory for pricing and availability.

⊕Temperature ranges: C = 0°C to +70°C, E = -40°C to +85°C, I = -20°C to +85°C, M = -55°C to +125°C.

†1000-up piece price provided is for design guidance and is FOB USA. Lowest grade pricing. International prices will differ due to local duties, taxes, and exchange rates. Not all packages are offered in 1k increments, and some may require minimum order quantities.

ADCs (continued)

Part	Input Channels	Conversion Rate (ksp/s, min)	Data Bus (Bits)	Reference	V _{IN} (V)	Differential Inputs	V _{SUPPLY} (V)	Power (mW, typ)	Low-Power Mode	Standby Mode	Smallest Package	Temp Range [◇]	Price [†] (\$)
12 BITS (CONTINUED)													
MAX120	1	500	μP/12	Int	±5		5 and -15, 5 and -12	210			24-SSOP	C, M, E	16.00
MAX1224/25	1 uni-/bipolar	1500	Serial	Ext	0 to V _{REF} OR ±V _{REF} /2	✓	3.3, 3	18	✓	✓	12-TQFN	E	5.09
MAX1277/79	1 uni-/bipolar	1500	Serial	Int, ext	0 to V _{REF} OR ±V _{REF} /2	✓	3.3, 3	21.9	✓	✓	12-TQFN	C, E	*
MAX1274/75	1 uni-/bipolar	1800	Serial	Ext	0 to V _{REF} OR ±V _{REF} /2	✓	5	45	✓	✓	12-TQFN	E	*
MAX1276/78	1 uni-/bipolar	1800	Serial	Int, ext	0 to V _{REF} OR ±V _{REF} /2	✓	5	55	✓	✓	12-TQFN	C, E	3.40
MAX144	2	108	Serial	Ext	0 to V _{REF}		3.3, 3, 5	2.7	✓	✓	8-μMAX	C, M, E	4.24
MAX1286/87	2	150	Serial	Ext	0 to V _{REF} OR ±V _{REF} /2		5/(3.3, 3)	0.5	✓	✓	8-SOT23	E	3.45
MAX1267/97	2	265	μP/12	Int, ext	0 to V _{REF} OR ±V _{REF} /2	✓	3.3, 3	5.4	✓	✓	24-QSOP	C, E	5.60
MAX1396	2	312	Serial	Ext	0 to V _{REF}		1.5, 1.8, 2.5, 3, 3.3	0.832	✓	✓	10-TDFN	I, M	2.48
MAX1268/96	2	420	μP/12	Int, ext	0 to V _{REF} OR ±V _{REF} /2	✓	5	10	✓	✓	24-QSOP	C, E	5.60
MAX1306/10/14	2	1800	μP/12	Int, ext	5/±5/±10	✓	5	—	✓	✓	48-LQFP	E	*2.50/*
MX7582	4	10	μP/8	Ext	5	✓	±5 and +15	108	✓	✓	28-PLCC	C, M, E	19.50
MAX182	4	17	μP/8	Int, ext	5	✓	±5 and +15, ±5 and +12	102	✓	✓	28-SO	C, M, E	17.55
MAX1236/37	4	94.4	I ² C	Int	0 to V _{REF} OR ±V _{REF} /2	✓	5/(3.3, 3)	3.35/2	✓	✓	8-μMAX	E	3.85
MAX1246/47	4	133	Serial	(Int, ext)/ext	0 to V _{REF} OR ±V _{REF} /2	✓	(3.3, 3)/(3.3, 3, 5)	3.6/9	✓	✓	16-QSOP	C, M, E	6.15/5.80
MAX1363/64	4	133	I ² C, SMBus	Int, ext	0 to V _{REF} OR ±V _{REF} /2	✓	(3.3, 3)/5	2	✓	✓	10-μMAX	E	*
MAX1263/93	4	250	μP/8	Int, ext	0 to V _{REF} OR ±V _{REF} /2	✓	3.3, 3	5.1	✓	✓	24-QSOP	C, E	5.74
MAX1283	4	300	Serial	Int, ext	0 to V _{REF} OR ±V _{REF} /2	✓	3.3, 3	8	✓	✓	16-TSSOP	C, E	5.04
MAX1346/48	4	300	Serial	Int, ext	0 to V _{REF} OR ±V _{REF} /2	✓	5	26.5	✓	✓	36-TQFN	E	*0.73
MAX1264/92	4	400	μP/8	Int, ext	0 to V _{REF} OR ±V _{REF} /2	✓	5	9.5	✓	✓	24-QSOP	C, E	5.74
MAX1282	4	400	Serial	Int, ext	0 to V _{REF} OR ±V _{REF} /2	✓	5	13.75	✓	✓	16-TSSOP	C, E	5.04
MAX1305/09/13	4	2800	μP/12	Int, ext	5/±5/±10	✓	5	—	✓	✓	48-LQFP	E	1.33/*/*
MAX181	6	100	μP/16, μP/8	Int, ext	±2.5, 5	✓	5 and -15, 5 and -12	110			44-PLCC	C, M, E	13.92
MAX196/98	6	100	μP/12	Int, ext	(±10, 10, ±5, 5)/±V _{REF}		5	30	✓	✓	28-SSOP	C, M, E	9.90
MAX1265/95	6	265	μP/12	Int, ext	0 to V _{REF} OR ±V _{REF} /2	✓	3.3, 3	5.4	✓	✓	28-QSOP	C, E	5.87
MAX1266/94	6	420	μP/12	Int, ext	0 to V _{REF} OR ±V _{REF} /2	✓	5	10	✓	✓	28-QSOP	C, E	5.87
MAX1272/28	8	8	I ² C	Int, ext	(±10, 10, ±5, 5)/±V _{REF}		5	30	✓	✓	28-SSOP	C, E	9.25
MAX1245	8	100	Serial	Ext	0 to V _{REF} OR ±V _{REF} /2	✓	3.3, 3, 2.5	2.4	✓	✓	20-SSOP	C, E	6.25
MAX180	8	100	μP/16, μP/8	Int, ext	±2.5, 5	✓	5 and -15, 5 and -12	110			44-PLCC	C, M, E	13.92
MAX197/99	8	100	μP/8	Int, ext	(±10, 10, ±5, 5)/±V _{REF}		5	30	✓	✓	28-SSOP	C, M, E	9.90
MAX1270/71	8	110	Serial	Int, ext	(±10, 10, ±5, 5)/±V _{REF}		5	30	✓	✓	28-SSOP	C, E	8.95
MAX115/16	8	116	μP/12	Int, ext	±5/±2.5	✓	±5	175	✓		36-SSOP	C, E	7.95/9.99
MAX1202/03	8	133	Serial	(Int, ext)/ext	0 to V _{REF} OR ±V _{REF} /2	✓	±5, 5	7.5	✓	✓	20-SSOP	C, M, E	6.50/5.45
MAX146/47	8	133	Serial	(Int, ext)/ext	0 to V _{REF} OR ±V _{REF} /2	✓	(3.3, 3)/(3.3, 3, 5)	3.6/2.7	✓	✓	20-SSOP	C, M, E	6.25/5.95
MAX186/88	8	133	Serial	Int/ext	0 to V _{REF} OR ±V _{REF} /2	✓	±5, 5	7.5	✓	✓	20-SSOP	C, M, E	8.95/8.45
MAX1261/91	8	250	μP/8	Int, ext	0 to V _{REF} OR ±V _{REF} /2	✓	3.3, 3	5.1	✓	✓	28-QSOP	C, E	5.99
MAX1220/21	8	300	Serial	Int, ext	0 to V _{REF} OR ±V _{REF} /2	✓	5/(3.3, 3)	26.5/15.9	✓	✓	36-TQFN	E	13.79
MAX1226/27	8	300	Serial	Int, ext	0 to V _{REF} OR ±V _{REF} /2	✓	5/(3.3, 3)	9.5/1/86	✓	✓	16-QSOP	C, E	4.52/4.45
MAX1281	8	300	Serial	Int, ext	0 to V _{REF} OR ±V _{REF} /2	✓	3.3, 3	8	✓	✓	20-TSSOP	C, E	5.24
MAX1340/42	8	300	Serial	Int, ext	0 to V _{REF} OR ±V _{REF} /2	✓	5	26.5	✓	✓	36-TQFN	E	*
MAX1343	8	300	Serial	Int, ext	0 to V _{REF} OR ±V _{REF} /2	✓	3.3, 3	15.9	✓	✓	36-TQFN	E	*
MAX1262	8	400	μP/8	Int, ext	0 to V _{REF} OR ±V _{REF} /2	✓	5	9.5	✓	✓	28-QSOP	C, E	5.99
MAX1280	8	400	Serial	Int, ext	0 to V _{REF} OR ±V _{REF} /2	✓	5	13.75	✓	✓	20-TSSOP	C, E	5.24
MAX1290	8	400	μP/8	Int, ext	0 to V _{REF} OR ±V _{REF} /2	✓	5	9.5	✓	✓	28-QSOP	C, E	5.99
MAX1304/08/12	8	4000	μP/12	Int, ext	5/±5/±10	✓	5	—	✓	✓	48-LQFP	E	0.89/1.26/*
MAX1253/54	10	94	Serial	Int, ext	0 to V _{REF} OR ±V _{REF} /2	✓	(3.3, 3)/5	6.6/15	✓	✓	16-TSSOP	E	4.95
MAX1238/39	12	94.4	I ² C	Int, ext	0 to V _{REF} OR ±V _{REF} /2	✓	5/(3.3, 3)	3.35/2	✓	✓	16-QSOP	E	4.19
MAX1223	12	300	Serial	Int, ext	0 to V _{REF} OR ±V _{REF} /2	✓	3.3, 3	15.9	✓	✓	36-TQFN	E	*
MAX1228/30	12/16	300	Serial	Int, ext	0 to V _{REF} OR ±V _{REF} /2	✓	5	9.5	✓	✓	20-QSOP/28-TQFN	C, E	4.98/5.43
MAX1229/31	12/16	300	Serial	Int, ext	0 to V _{REF} OR ±V _{REF} /2	✓	3.3, 3	1.86	✓	✓	20-QSOP/28-TQFN	C, E	4.98/5.43
MAX1257/58	16	300	Serial	Int, ext	0 to V _{REF} OR ±V _{REF} /2	✓	(3.3, 3)/5	6.9/12.5	✓	✓	48-TQFN	E	14.49

*Contact factory for pricing and availability.

◇Temperature ranges: C = 0°C to +70°C, E = -40°C to +85°C, I = -20°C to +85°C, M = -55°C to +125°C.

†1000-up piece price provided is for design guidance and is FOB USA. Lowest grade pricing. International prices will differ due to local duties, taxes, and exchange rates. Not all packages are offered in 1k increments, and some may require minimum order quantities.

Part	Input Channels	Conversion Rate (ksps, min)	Data Bus (Bits)	Reference	V _{IN} (V)	Differential Inputs	V _{SUPPLY} (V)	Power (mW, typ)	Low-Power Mode	Standby Mode	Smallest Package	Temp Range [◇]	Price† (\$)
14 BITS													
MAX1069	1	58	I ² C	Int, ext	0 to V _{REF}	✓	5	12.5	✓	✓	14-TSSOP	C, E	7.45
MAX194	1	85	Serial	Ext	±5, 5		5	55	✓	✓	16-SO	C, M, E	14.00
MAX1156/58/74	1	135	μP/8	Int, ext	(0 to 10)/±10/±5		5	23.75	✓	✓	20-TSSOP	C, E	**
MAX1157/59/75	1	135	μP/14	Int, ext	(0 to 10)/±10/±5		5	20	✓	✓	28-TSSOP	C, E	**
MAX1144/45	1	150	Serial	Ext	±6, ±2.048		3.3	26.4	✓	✓	20-SSOP	C, E	14.95
MAX1065/66	1	165	μP/16 (MAX1065), μP/8 (MAX1066)	Int, ext	0 to V _{REF}	✓	5	16	✓	✓	28-/20-TSSOP	C, E	7.65
MAX1062	1	200	Serial	Ratiometric, ext	0 to V _{REF}	✓	5	12.5	✓	✓	10-μMAX	C, E	5.95
MAX1142/43	1	200	Serial	Ratiometric, int, ext	(±12, 12)/(±4.096, 4.096)	✓	5	55	✓	✓	20-SSOP	C, E	14.95
MAX121	1	308	Serial	Int	±5	✓	5	213		✓	20-SSOP	C, M, E	12.00
MAX1318/22/26	2	900	μP/14	Int, ext	5/±5/±10		5	—	✓	✓	48-LQFP	E	1.75/1.17/**
MAX1146/47	4	116	Serial	Int, ext	0 to V _{REF} or ±V _{REF} /2	✓	5/(3.3, 3)	5.5/3.3	✓	✓	20-TSSOP	C, E	7.78
MAX1033	4	130	Serial	Int, ext	6 to 0, 0 to 6, 12 to 0, ±12, ±6, 0 to 12, ±24, ±3	✓	5	—	✓	✓	20-TSSOP	E	17.95
MAX1067	4	200	Serial	Int, ext	0 to V _{REF}	✓	5	14.5	✓	✓	16-QSOP	E	**
MAX1338	4	600	μP/14	Int, ext	±2.5, ±1.25, ±10, ±5	✓	5	325	✓	✓	56-TQFN	E	**
MAX1317/21/25	4	1400	μP/14	Int, ext	5/±5/±10	✓	5	—	✓	✓	48-LQFP	E	5.13
MAX1148/49	8	116	Serial	Int, ext	0 to V _{REF} or ±V _{REF} /2	✓	5/(3.3, 3)	5.5/3.3	✓	✓	20-TSSOP	C, E	8.55
MAX1068	8	200	Serial	Int, ext	0 to V _{REF}		5	14.5	✓	✓	24-QSOP	E	**
MAX125/26	8	250	μP/14	Int, ext	±5/±2.5		±5	165		✓	36-SSOP	C, E	13.42
MAX1316/20/24	8	2000	μP/14	Int, ext	5/±5/±10		5	—	✓	✓	48-LQFP	E	**/0.29/**
16 BITS													
MAX1366/68	1	0.005	Serial	Int, ext	±2, ±0.2	✓	3.3, 3, 5	3.5	✓	✓	48-LQFP	E	**
MAX1462	1	0.015	Serial	Ratiometric	—	✓	3.3, 3, 2.5	930			48-LQFP	C	**
MAX1169	1	58	I ² C	Int, ext	0 to V _{REF}	✓	5	12.5	✓		14-TSSOP	C, E	8.70
MAX195	1	85	Serial	Ext	±5, 5		5	55		✓	16-SO	C, M, E	24.00
MAX1177	1	135	μP/8	Int, ext	10		5	23.75	✓	✓	20-TSSOP	C, E	**
MAX1178/88	1	135	μP/8	Int, ext	±5/±10		5	23.75	✓	✓	20-TSSOP	C, E	**
MAX1179/87/89	1	135	μP/16	Int, ext	±5/10/±10		5	20	✓		28-TSSOP	C, E	**
MAX1134/35	1	150	Serial	Ext	±6/±2.048		3.3	26.4	✓	✓	20-SSOP	C, E	19.95
MAX1165/66	1	165	μP/16 (MAX1165), μP/8 (MAX1166)	Int, ext	0 to V _{REF}		5	16	✓	✓	28-/20-TSSOP	C, E	9.25
MAX1132/33	1	200	Serial	Ratiometric, int, ext	(±12, 12)/(±4.096, 4.096)		5	55	✓	✓	20-SSOP	C, E	19.95
MAX1162	1	200	Serial	Ext	0 to V _{REF}		5	12.5	✓	✓	10-μMAX	C, E	7.39
MAX1358/59	2	0.512	Serial	Int, ext	-V _{REF} /gain to V _{REF} /gain, -0.05 to V _{REF} /gain	✓	1.8, 3.3, 3, 2.5	2.45	✓	✓	40-TQFN	C, E	8.88/8.20
MAX1301	4	130	Serial	Int, ext	6 to 0, 0 to 6, 12 to 0, ±12, ±6, 0 to 12, ±24, ±3	✓	5	76.2	✓	✓	20-TSSOP	E	31.95
MAX1167/68	4/8	200	Serial	Int, ext	0 to V _{REF}		5	14.5	✓	✓	16-/24-QSOP	E	**

Sigma-Delta (Σ-Δ) ADCs

Part	Resolution (Bits)	Input Channels	Conversion Rate (sps)	Data Bus (Bits)	Reference	V _{IN} (V)	V _{SUPPLY} (V)	Low-Power Mode	Standby Mode	DNL (LSB, max)	INL (±%FSR, max)	Smallest Package	Temp Range [◇]	Price† (\$)
MAX110/11	14	2	50	Serial	Ext	±3/(1.5, ±1.5)	-5 (MAX110), 5	✓		2	0.03/0.05	20-SSOP	C, M, E	4.80
MAX1415/16	16	2	500	Serial	Ext	0 to V _{REF} or ±V _{REF} /2	3/5	✓	✓	1	0.03	16-TSSOP	E	**
MX7705	16	2	500	Serial	Ext	0 to V _{REF} or ±V _{REF} /2	5	✓	✓	1	0.03	16-TSSOP	E	4.12
MAX1407/08/ 09/14	16	4/8/1/4	60	Serial	Int	0 to AV _{DD}	3	✓		—	0.045	28-SSOP (MAX1407/ 08/14), 20-SSOP (MAX1409)	C	7.95/**/ 5.95/7.95
MAX1401/03	18	5	4800	Serial	Ext	0 to V _{REF} or ±V _{REF} /2	3	✓	✓	1	0.0015	28-SSOP	C, E	8.95
MAX1400/02	18	5	4800	Serial	Ext	0 to V _{REF} or ±V _{REF} /2	5	✓	✓	1	0.0015	28-SSOP	C, E	8.95
MAX11040*	24	4	64	Quad	Int, ext	±2.2	3.3			0.1	0.003	38-TSSOP	E	*

*Future product—contact factory for availability.

**Contact factory for pricing and availability.

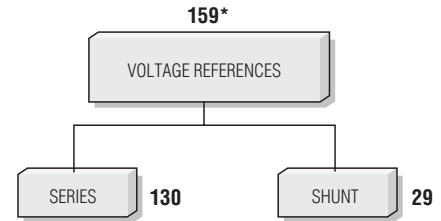
◇Temperature ranges: C = 0°C to +70°C, E = -40°C to +85°C, M = -55°C to +125°C.

†1000-up piece price provided is for design guidance and is FOB USA. Lowest grade pricing. International prices will differ due to local duties, taxes, and exchange rates. Not all packages are offered in 1k increments, and some may require minimum order quantities.

Industry's best-in-class voltage references

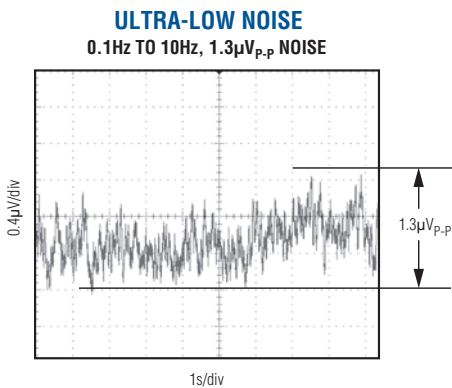
Maxim offers over 159 best-in-class series and shunt voltage references that meet your project's key specifications, such as temperature coefficient, noise, and small size.

- **Lowest noise: 1.3 μ V_{p-p}**
- **Lowest tempco: 1ppm/°C**
- **Lowest power consumption: 60 μ A**
- **Smallest size: 1.5mm x 1mm**

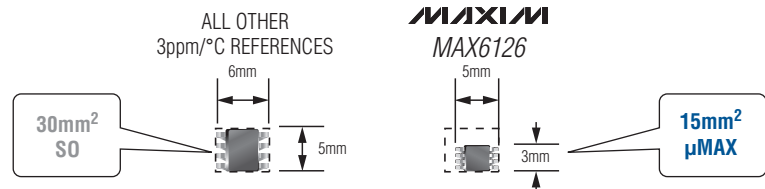


Industry's smallest 3ppm/°C series reference has ultra-low noise

Offering an ultra-low noise of 1.3 μ V_{p-p}, the MAX6126 is ideal for high-resolution data converters and noise-sensitive systems. The small 15mm² footprint requires only half the board space of previous-generation precision references.



MAX6126 IS 50% SMALLER

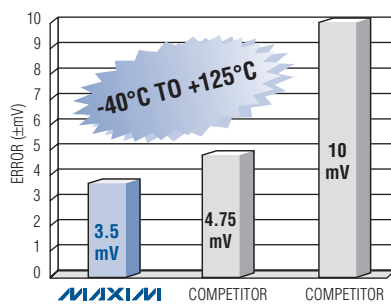


- **±0.02% (max) initial accuracy**
- **0.025 Ω (max) load regulation**
- **20ppm/khr long-term drift**
- **200mV dropout at 5mA source current**
- **20 μ V/V (max) line regulation**
- **-40°C to +125°C automotive temperature range**

Industry's only series reference to guarantee ±0.04% initial accuracy and 10ppm/°C tempco over -40°C to +125°C

Offered in a 6-pin SOT23, the MAX6033 achieves temperature-drift performance that was previously available only in a 3x larger 8-pin SO package. This reference uses bandgap technology for low-noise performance and excellent accuracy.

2.5V INITIAL ACCURACY + TEMPERATURE DRIFT



- **2.5, 3.0, 4.096, and 5.0V output voltages**
- **Low 200mV dropout voltage**
- **2.7V to 12.6V supply range**
- **Low 40 μ A supply current**
- **40ppm/1000hr (typ) long-term stability**
- **Tiny, 3mm x 3mm, 6-pin SOT23**

www.maxim-ic.com/references

*Root part numbers.

2-terminal shunt references

www.maxim-ic.com/references

Part	Reverse-Breakdown Voltage (V)	Temp Drift (ppm/°C, max)	Initial Accuracy, $T_A = +25^\circ\text{C}$ ($\pm\%$, max)	Operating-Current Range	0.1Hz to 10Hz Noise ($\mu\text{V}_{\text{P-P}}$)	Package	Temp Range \diamond	Features	Price [†] (\$)
LM4041/51	1.225	100/50	0.1, 0.2, 0.5, 1	60 μA to 12mA	20 μV_{RMS} *	SOT23, SC70	A, E	Miniature SC70	0.31/0.73
MAX6138_12	1.225	25	0.1, 0.2, 0.5	65 μA to 15mA	28 μV_{RMS} *	SC70	E	Improved drift over LM4050	1.75
MAX6006/07	1.25/2.048	30, 75	0.2, 0.5	1 μA to 2mA	60	SOT23	E	Lowest power 3-SOT23	0.55
LM4040/LM4050	2.048	100/50	0.1, 0.2, 0.5, 1	60 μA to 15mA	35 μV_{RMS} *	SOT23, SC70	A, E	Miniature SC70	0.31/0.73
MAX6138_21	2.048	25	0.1, 0.2, 0.5	65 μA to 15mA	20 μV_{RMS} *	SC70	E	Improved drift over LM4050	1.15
LM4040/LM4050	2.5	100/50	0.1, 0.2, 0.5, 1	60 μA to 15mA	35 μV_{RMS} *	SOT23, SC70	E, A	Miniature SC70	0.31/0.65
MAX6008	2.5	30, 75	0.2, 0.5	1 μA to 2mA	60	SOT23	E	Lowest power 3-SOT23	0.55
MAX6138_25	2.5	25	0.1, 0.2, 0.5	65 μA to 15mA	35 μV_{RMS} *	SC70	E	Improved drift over LM4050	1.15
LM4040/LM4050	3	100/50	0.1, 0.2, 0.5, 1	60 μA to 15mA	35 μV_{RMS} *	SOT23, SC70	A, E	Miniature SC70	0.31/0.73
MAX6009	3	30, 75	0.2, 0.5	1 μA to 2mA	60	SOT23	E	Lowest power 3-SOT23	0.55
MAX6138_30	3	25	0.1, 0.2, 0.5	65 μA to 15mA	45 μV_{RMS} *	SC70	E	Improved drift over LM4050	1.15
LM4040/LM4050	3.3	100/50	0.1, 0.2, 0.5, 1	65 μA to 15mA	50 μV_{RMS} *	SC70	A	Miniature SC70	0.31/0.73
MAX6138_33	3.3	25	0.1, 0.2, 0.5	65 μA to 15mA	50 μV_{RMS} *	SC70	E	Improved drift over LM4050	1.15
LM4040/LM4050	4.096	100/50	0.1, 0.2, 0.5, 1	60 μA to 15mA	35 μV_{RMS} *	SOT23, SC70	A, E	Miniature SC70	0.31/0.73
MAX6138_41	4.096	25	0.1, 0.2, 0.5	73 μA to 15mA	80 μV_{RMS} *	SC70	E	Improved drift over LM4050	1.15
LM4040/LM4050	5	100/50	0.1, 0.2, 0.5, 1	60 μA to 15mA	35 μV_{RMS} *	SOT23, SC70	A, E	Miniature SC70	0.31/0.73
MAX6138_50	5	25	0.1, 0.2, 0.5	80 μA to 15mA	80 μV_{RMS} *	SC70	E	Improved drift over LM4050	1.15

3-terminal series references

Part	Output Voltage (V)	Supply-Voltage Range (V)	Temp Drift (ppm/°C, max)	Initial Accuracy, $T_A = +25^\circ\text{C}$ ($\pm\%$, max)	Quiescent Current (μA , max)	0.1Hz to 10Hz Noise ($\mu\text{V}_{\text{P-P}}$)	Package	Temp Range \diamond	Features	Price [†] (\$)
MAX6037_ADJ	Adj	2.5 to 5.5	25, 65	0.2, 0.5	275	6	SOT23	A	Shutdown and adjustable output	0.85
MAX6160	Adj	2.7 to 12.6	100	1	100	15	SOT143, SO	E	Low cost, low dropout, adjustable	0.88
MAX6001	1.25	2.5 to 12.6	100	1	45	25	SOT23	E	Very low cost	0.40
MAX6012	1.25	2.5 to 12.6	20, 30	0.3, 0.5	35	12	SOT23	E	Low power, low drift, low dropout	1.35
MAX6018_12	1.25	1.8 to 5.5	60	0.2, 0.4	5	36	SOT23	E	Ultra-low supply current, 1.8V operation	0.85
MAX6023_12	1.25	2.5 to 12.6	30	0.2	35	25	UCSP	E	1mm x 1.5mm chip-scale package	1.50
MAX6037_12	1.25	2.5 to 5.5	25, 65	0.2, 0.5	275	6	SOT23	A	Shutdown	0.85
MAX6061	1.25	2.5 to 12.6	20, 30	0.4, 0.6	125	13	SOT23	E	5mA output, precision	1.35
MAX6101	1.25	2.5 to 12.6	75	0.4	150	13	SOT23	E	Low cost, precision	0.33
MAX6161	1.25	2.5 to 12.6	5, 10	0.16, 0.32, 0.48	120	20	SO	E	5mA output, precision	2.00
MAX6190	1.25	2.5 to 12.6	5, 10, 25	0.16, 0.32, 0.48	35	25	SO	E	Low power, low drift	1.45
MAX6018_16	1.6	1.8 to 5.5	60	0.2, 0.4	5	55	SOT23	E	Ultra-low supply current, 1.8V operation	0.85
MAX6018_18	1.8	2.0 to 5.5	60	0.2, 0.4	5	62	SOT23	E	Ultra-low supply current	0.85
MAX6068	1.8	2.5 to 12.6	20, 30	0.2, 0.5	125	18	SOT23	E	5mA output, stable with all capacitive loads	1.35
MAX6100	1.8	2.5 to 12.6	75	0.4	150	18	SOT23	E	5mA output, low cost	0.33
MAX6168	1.8	2.5 to 12.6	5, 10	0.1, 0.3	120	18	SO	E	5mA output, stable with all capacitive loads	2.00
MAX6018_21	2.048	2.25 to 5.5	60	0.2, 0.4	5	70	SOT23	E	Ultra-low supply current	0.85
MAX6021	2.048	2.5 to 12.6	20, 30	0.2, 0.4	35	35	SOT23	E	Low power, low drift, low dropout	1.35
MAX6023_21	2.048	2.5 to 12.6	30	0.2	35	60	UCSP	E	1mm x 1.5mm chip-scale package	1.50
MAX6034_21	2.048	2.5 to 5.5	30, 75	0.2, 0.4	115	45	SC70	E	Low supply current	0.55
MAX6037_21	2.048	2.5 to 5.5	25, 65	0.2, 0.5	275	6	SOT23	A	Shutdown	0.85

*Wideband noise: 10Hz $\leq f \leq$ 10kHz.

\diamond Temperature ranges: A = -40°C to $+125^\circ\text{C}$, E = -40°C to $+85^\circ\text{C}$.

[†]1000-up piece price provided is for design guidance and is FOB USA. Lowest grade pricing. International prices will differ due to local duties, taxes, and exchange rates. Not all packages are offered in 1k increments, and some may require minimum order quantities.

3-terminal series references (continued)

Part	Output Voltage (V)	Supply-Voltage Range (V)	Temp Drift (ppm/°C, max)	Initial Accuracy, T _A = +25°C (±%, max)	Quiescent Current (µA, max)	0.1Hz to 10Hz Noise (µV _{P-P})	Package	Temp Range ◇	Features	Price† (\$)
MAX6062	2.048	2.5 to 12.6	20, 30	0.2, 0.4	125	22	SOT23	E	5mA output, precision	1.35
MAX6106	2.048	2.5 to 12.6	75	0.4	125	22	SOT23	E	Low cost, precision	0.33
MAX6126_21	2.048	2.7 to 12.6	3, 5, 7	0.02, 0.06, 0.1	550	1.3	µMAX, SO	A	3ppm/°C tempco, ultra-low noise	3.15
MAX6129_21	2.048	2.5 to 12.6	40, 100	0.4, 0.5	3	65	SOT23	E	Ultra-low power	0.55
MAX6162	2.048	2.5 to 12.6	5, 10	0.1, 0.24	120	22	SO	E	5mA output, precision	2.00
MAX6191	2.048	2.5 to 12.6	5, 10, 25	0.1, 0.24, 0.5	35	40	SO	E	REF191 alternative	1.45
MAX873	2.5	4.5 to 18	7, 20	0.06, 0.1	280	16	SO	E	Low power, low drift	1.44
MAX6002	2.5	2.7 to 12.6	100	1	45	60	SOT23	E	Very low cost	0.40
MAX6023_25	2.5	2.7 to 12.6	30	0.2	35	60	UCSP	E	1mm x 1.5mm chip-scale package	1.50
MAX6025	2.5	2.7 to 12.6	20, 30	0.2, 0.4	35	50	SOT23	E	Low power, low drift, low dropout	1.35
MAX6033_25	2.5	2.7 to 12.6	10, 20	0.04, 0.08, 0.1	75	16	SOT23	A	10mA output current, ultra-low drift	1.45
MAX6034_25	2.5	2.7 to 5.5	30, 75	0.2, 0.4	115	55	SC70	E	Low supply current	0.55
MAX6035_25	2.5	4.4 to 33	20, 65	0.2, 0.5	95	21	SOT23	A	Up to 33V high supply voltage	0.65
MAX6037_25	2.5	2.7 to 5.5	25, 65	0.2, 0.5	275	6	SOT23	A	Shutdown	0.85
MAX6043_25	2.5	4.5 to 40	3, 10	0.05, 0.1	490	4	SOT23	A	High voltage, low drift, precision	0.55
MAX6066	2.5	2.7 to 12.6	20, 30	0.2, 0.4	125	27	SOT23	E	5mA output, precision	1.35
MAX6125	2.5	2.7 to 12.6	75	0.4	150	27	SOT23	E	Low cost, precision	0.33
MAX6125	2.5	2.7 to 12.6	50	1	100	15	SOT23, SO	E	Low cost, low dropout	0.95
MAX6126_25	2.5	2.7 to 12.6	3, 5, 7	0.02, 0.06, 0.1	550	1.45	µMAX, SO	A	Ultra-low noise, 3ppm/°C tempco	3.15
MAX6129_25	2.5	2.7 to 12.6	40, 100	0.4, 0.5	3	80	SO	E	Ultra-low power	0.55
MAX6133_25	2.5	2.7 to 12.6	3, 7	0.04, 0.1	80	16	µMAX, SO	E	Ultra-low drift	3.79
MAX6143_25	2.5	4.5 to 40	8, 25, 65	0.1, 0.5	490	4	SO	A	High precision	2.59
MAX6166	2.5	2.7 to 12.6	5, 10	0.1, 0.2, 0.4	120	27	SO	E	5mA output, precision	2.00
MAX6173	2.5	2.7 to 40	3	0.06	450	3.8	SO	A	Temperature sensor	2.59
MAX6192	2.5	2.7 to 12.6	5, 10, 25	0.1, 0.2, 0.4	35	60	SO	E	REF192 alternative	1.45
MAX6220_25	2.5	8 to 40	20	0.1	3.3mA	1.5	SO	A	-40°C to +125°C, 15mA output	1.60
MAX6225	2.5	8 to 36	3, 5	0.04, 0.12	2.7mA	1.5	DIP, SO, CERDIP	C, E, M	Low drift, less than 1.5µV _{P-P} output noise	2.25
MAX6325	2.5	8 to 36	1	0.04	2.7mA	1.5	DIP, SO, CERDIP	C, E, M	Ultra-low drift, 1.5µV _{P-P} output noise	6.70
MAX6003	3	3.2 to 12.6	100	1	45	75	SOT23	E	Very low cost	0.40
MAX6023_30	3	3.2 to 12.6	30	0.2	35	60	UCSP	E	1mm x 1.5mm chip-scale package	1.50
MAX6030	3	3.2 to 12.6	20, 30	0.2 to 0.4	35	65	SOT23	E	Low power, low drift, low dropout	1.35
MAX6033_30	3	3.2 to 12.6	10, 20	0.04, 0.08, 0.1	75	24	SOT23	A	10mA output current, ultra-low drift	1.45
MAX6034_30	3	3.2 to 5.5	30, 75	0.2, 0.4	115	66	SC70	E	Low supply current	0.55
MAX6035_30	3	4.9 to 33	20, 65	0.2, 0.5	95	25	SOT23	A	Up to 33V high supply voltage	0.65
MAX6037_30	3	3.2 to 5.5	25, 65	0.2, 0.5	275	6	SOT23	A	Shutdown	0.85
MAX6063	3	3.2 to 12.6	20, 30	0.2 to 0.4	125	35	SOT23	E	5mA output, precision	1.35
MAX6103	3	3.2 to 12.6	75	0.4	150	35	SOT23	E	Low cost, precision	0.33
MAX6126_30	3	3.2 to 12.6	3, 5, 7	0.02, 0.06, 0.1	550	1.75	µMAX, SO	A	3ppm/°C tempco, ultra-low noise	3.15
MAX6129_30	3	3.2 to 12.6	40, 100	0.4, 0.5	3.5	95	SOT23	E	Ultra-low power	0.55
MAX6133_30	3	3.2 to 12.6	3, 7	0.04, 0.1	80	24	µMAX, SO	A	Ultra-low drift	3.79
MAX6163	3	3.2 to 12.6	5, 10	0.07, 0.17	120	35	SO	E	5mA output, precision	2.00
MAX6193	3	3.2 to 12.6	5, 10, 25	0.07, 0.17, 0.33	35	75	SO	E	REF193 alternative	1.43
MAX6034_33	3.3	3.6 to 5.5	30, 75	0.2, 0.4	115	73	SC70	E	Low supply current	0.55
MAX6037_33	3.3	3.5 to 5.5	25, 65	0.2, 0.5	275	6	SOT23	A	Shutdown	0.85
MAX6043_33	3.3	5.3 to 40	3, 10	0.05, 0.1	490	4	SOT23	A	High voltage, low drift, precision	0.55
MAX6129_33	3.3	3.5 to 12.6	40, 100	0.4, 0.5	3.5	110	SOT23	E	Ultra-low power	0.55
MAX6143_33	3.3	5.3 to 40	8, 25, 65	0.1, 0.5	490	4	SO	A	High precision	2.59
MAX6177	3.3	3.5 to 40	3	0.06	450	3.8	SO	A	Temperature sensor	2.59

†1000-up piece price provided is for design guidance and is FOB USA. Lowest grade pricing, international prices will differ due to local duties, taxes, and exchange rates. Not all packages are offered in 1k increments, and some may require minimum order quantities.

◇ Temperature ranges: A = -40°C to +125°C, C = 0°C to +70°C, E = -40°C to +85°C, M = -55°C to +125°C.

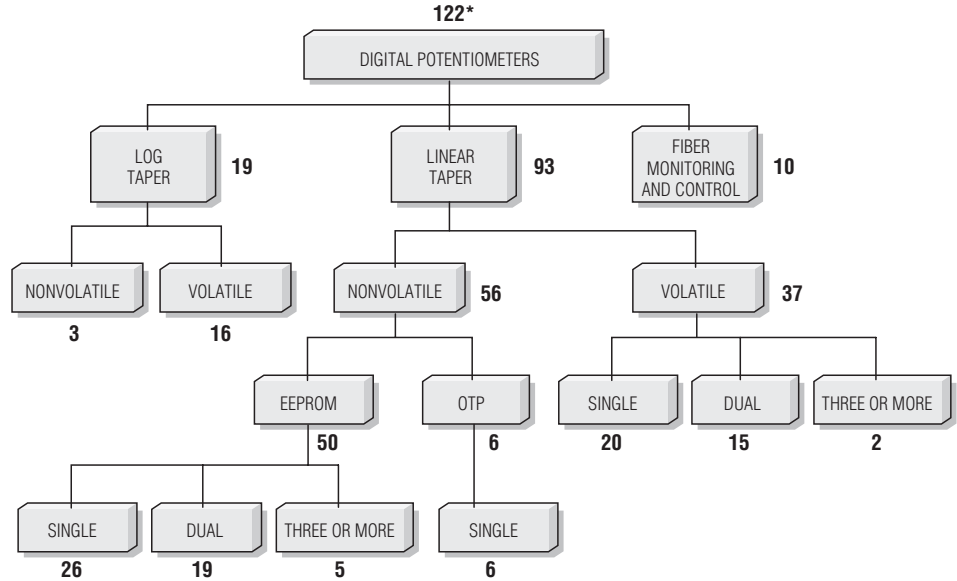
Part	Output Voltage (V)	Supply-Voltage Range (V)	Temp Drift (ppm/°C, max)	Initial Accuracy, T _A = +25°C (±%, max)	Quiescent Current (µA, max)	0.1Hz to 10Hz Noise (µV _{P-P})	Package	Temp Range	Features	Price* (\$)
MAX6004	4.096	4.3 to 12.6	100	1	45	100	SOT23	E	Very low cost	0.40
MAX6023_41	4.096	4.3 to 12.6	30	0.2	35	100	UCSP	E	1mm x 1.5mm chip-scale package	1.50
MAX6033_41	4.096	4.3 to 12.6	10, 20	0.04, 0.08, 0.1	75	32	SOT23	A	10mA output current, ultra-low drift	1.45
MAX6034_41	4.096	4.3 to 5.5	30, 75	0.2, 0.4	115	90	SC70	E	Low supply current	0.55
MAX6037_41	4.096	4.3 to 5.5	25, 65	0.2, 0.5	275	6	SOT23	A	Shutdown	0.85
MAX6041	4.096	4.3 to 12.6	20, 30	0.2, 0.4	35	100	SOT23	E	Low power, low drift, low dropout	1.35
MAX6043_41	4.096	6 to 40	3, 10	0.05, 0.1	490	4	SOT23	A	High voltage, low drift, precision	0.55
MAX6064	4.096	4.3 to 12.6	20, 30	0.2, 0.4	125	50	SOT23	E	5mA output, precision	1.35
MAX6104	4.096	4.3 to 12.6	75	0.4	150	50	SOT23	E	Low cost, precision	0.33
MAX6126_41	4.096	4.3 to 12.6	3, 5, 7	0.02, 0.06, 0.1	550	2.4	µMAX, SO	A	3ppm/°C tempco, ultra-low noise	3.15
MAX6129_41	4.096	4.3 to 12.6	40, 100	0.4, 0.5	4	130	SOT23	E	Ultra-low power	0.55
MAX6133_41	4.096	4.3 to 12.6	3, 7	0.04, 0.1	80	32	µMAX, SO	A	Ultra-low drift	3.79
MAX6141	4.096	4.3 to 12.6	50	1	105	25	SOT23, SO	E	Low cost, low dropout	0.95
MAX6143_41	4.096	6 to 40	8, 25, 65	0.1, 0.5	490	4	SO	A	High precision	2.59
MAX6164	4.096	4.3 to 12.6	5, 10	0.05, 0.12	120	50	SO	E	5mA output, precision	2.00
MAX6174	4.096	4.3 to 40	3	0.06	450	3.8	SO	A	Temperature sensor	2.59
MAX6198	4.096	4.3 to 12.6	5, 10, 25	0.05, 0.12, 0.24	35	100	SO	E	REF198 alternative	1.45
MAX6220_41	4.096	8 to 40	20	0.1	3.5mA	1.5	SO	A	-40°C to +125°C, 15mA output	1.60
MAX6241	4.096	8 to 36	3, 5	0.02, 0.1	2.9mA	2.4	DIP, SO, CERDIP	C, E, M	Low drift, 2.4µV _{P-P} output noise	2.25
MAX6341	4.096	8 to 36	1	0.02	2.9mA	2.4	DIP, SO, CERDIP	C, E, M	Ultra-low drift, 2.4µV _{P-P} output noise	6.70
MAX6023_45	4.5	4.7 to 12.6	30	0.2	35	110	UCSP	E	1mm x 1.5mm chip-scale package	1.50
MAX6045	4.5	4.7 to 12.6	20, 30	0.2, 0.4	35	110	SOT23	E	Low power, low drift, low dropout	1.35
MAX6067	4.5	4.7 to 12.6	20, 30	0.2, 0.4	125	55	SOT23	E	5mA output, precision	1.35
MAX6107	4.5	4.7 to 12.6	55	0.4	150	55	SOT23	E	Low cost, precision	0.33
MAX6145	4.5	4.7 to 12.6	50	1	105	30	SOT23, SO	E	Low cost, low dropout	0.95
MAX6167	4.5	4.7 to 12.6	5, 10	0.04, 0.1	120	55	SO	E	5mA output, precision	2.00
MAX6194	4.5	4.7 to 12.6	5, 10, 25	0.04, 0.1, 0.2	35	110	SO	E	REF194 alternative	1.45
MAX875	5	7 to 18	7, 20	0.04, 0.06	280	32	DIP, SO	C, E	Low power, low drift	2.10
MAX6005	5	5.2 to 12.6	100	1	45	120	SOT23	E	Very low cost	0.40
MAX6023_50	5	5.2 to 12.6	30	0.2	35	120	UCSP	E	1mm x 1.5mm chip-scale package	1.50
MAX6033_50	5	5.2 to 12.6	10, 20	0.04, 0.08, 0.1	75	40	SOT23	A	10mA output current, ultra-low drift	1.45
MAX6035_50	5	6.9 to 33	20, 65	0.2, 0.5	895	68	SOT23	A	Up to 33V high supply voltage	0.65
MAX6043_50	5	7 to 40	3, 10	0.05, 0.1	490	4	SOT23	A	High voltage, low drift, precision	0.55
MAX6050	5	5.2 to 12.6	20, 30	0.2, 0.4	35	120	SOT23	E	Low power, low drift, low dropout	1.35
MAX6065	5	5.2 to 12.6	20, 30	0.2, 0.4	125	60	SOT23	E	5mA output, precision	1.35
MAX6105	5	5.2 to 12.6	75	0.4	150	60	SOT23	E	Low cost, precision	0.33
MAX6126_50	5	5.2 to 12.6	3, 5, 7	0.02, 0.06, 0.1	550	2.85	µMAX, SO	A	3ppm/°C tempco, ultra-low noise	3.15
MAX6129_50	5	5.2 to 12.6	40, 100	0.4, 0.5	5	160	SOT23	E	Ultra-low power	0.55
MAX6133_50	5	5.2 to 12.6	3, 7	0.04, 0.1	80	40	µMAX, SO	A	Ultra-low drift	3.79
MAX6143_50	5	7 to 40	8, 25, 65	0.1, 0.5	490	4	SO	A	High voltage, precision	2.59
MAX6150	5	5.2 to 12.6	50	1	110	35	SOT23, SO	E	Low cost, low dropout	0.95
MAX6165	5	5.2 to 12.6	5, 10	0.04, 0.1	120	60	SO	E	5mA output, precision	2.50
MAX6175	5	5.2 to 40	3	0.06	450	3.8	SO	A	Temperature sensor	2.59
MAX6195	5	5.2 to 12.6	5, 10, 25	0.04, 0.1, 0.2	35	120	SO	E	REF195 alternative	1.45
MAX6220_50	5	8 to 40	20	0.1	3.7mA	1.5	SO	A	-40°C to +125°C, 15mA output	1.60
MAX6250	5	8 to 36	3, 5	0.02, 0.1	3mA	3	DIP, SO, CERDIP	C, E, M	Low drift, 3.0µV _{P-P} output noise	2.25
MAX6350	5	8 to 36	1	0.02	3mA	3	DIP, SO, CERDIP	C, E, M	Ultra-low drift, 3.0µV _{P-P} output noise	6.70
MAX6043_10	10	12 to 40	3, 10	0.05, 0.1	490	4	SOT23	A	High voltage, low drift, precision	0.55
MAX6143_10	10	12 to 40	8, 25, 65	0.1, 0.5	490	4	SO	A	High precision	2.59
MAX6176	10	12 to 40	3	0.06	450	3.8	SO	A	Temperature sensor	2.59

↔ Temperature ranges: A = -40°C to +125°C, C = 0°C to +70°C, E = -40°C to +65°C, M = -55°C to +125°C.
 *1000-up piece price provided is for design guidance and is FOB USA. Lowest grade pricing. International prices will differ due to local duties, taxes, and exchange rates. Not all packages are offered in 1k increments, and some may require minimum order quantities.

High-performance digital potentiometers

Maxim offers over 122 high-performance digital potentiometers. These potentiometers are optimized for applications, including adjustable voltage references and programmable gain amplifiers (PGAs), that require digitally controlled resistors for gain adjustment, volume control, and other circuit configurations.

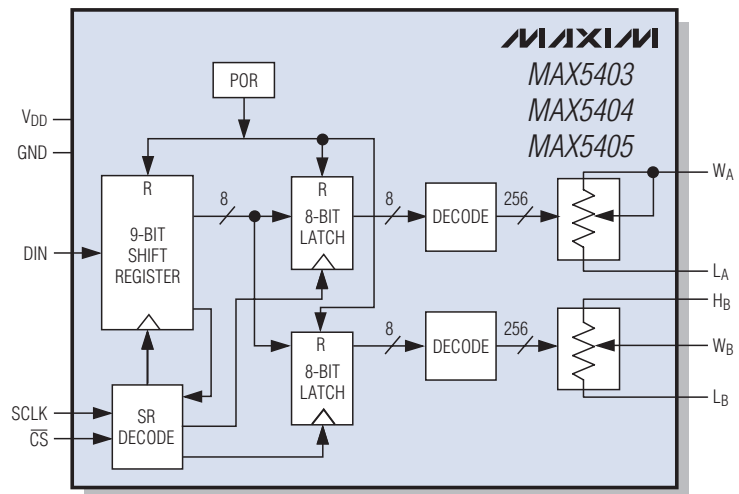
- 32 to 1024 steps
- Single, dual, triple, and quad channels
- Optimized to adjust currents and voltages for
 - LCD/LED contrast
 - Volume control
 - Servo-motor control
 - Industrial actuator control
 - Programmable power supply
 - Mechanical potentiometer replacement



Industry's smallest, dual, 256-tap, low-drift digital potentiometers

The MAX5403/MAX5404/MAX5405 are dual linear taper digital potentiometers, each with one 3-terminal potentiometer and one 2-terminal variable resistor. These devices provide glitchless switching between resistor taps, as well as a convenient power-on reset (POR) that sets the wiper to the midscale position at power-up. They perform the same function as a discrete potentiometer or variable resistor.

- 3mm x 5mm, 10-pin μ MAX package
- Ultra-low 0.1 μ A supply current
- 2.7V to 5.5V single-supply operation
- Low 35ppm/ $^{\circ}$ C end-to-end temperature coefficient
- Low 5ppm/ $^{\circ}$ C ratiometric temperature coefficient
- 3-wire, SPI-compatible interface
- 10k Ω /50k Ω /100k Ω resistor values



www.maxim-ic.com/digipots

*Root part numbers.

Part	Smallest Package	Tap Positions	DigiPots	Resistor Taper	Supply Voltage (V)	End-to-End Resistor Values (k Ω)	Digital Interface	NV*	Features	Price † (\$)
SINGLE										
DS1866	8-SO	8	1	Log	2.7 to 5.5	10	3-wire	✓	Low-cost trimming or volume control	1.08
DS4301	8- μ SOP	32	1	Linear	2.4 to 5.5	200	Up/down		Low cost, NV	0.60
MAX5407	8-SOT23	32	1	Log	2.7 to 5.5	20	Up/down		SOT-PoT™	0.79
MAX5160	8- μ MAX	32	1	Linear	2.7 to 5.5	50, 100, 200	Up/down		Ideal for LCD screen adjustment, volume control, and mechanical pot replacement	0.68
MAX5161	6-SOT23	32	1	Linear	2.7 to 5.5	50, 100, 200	Up/down	✓	SOT-PoT	0.68
MAX5427/28/29	16-QFN	32	1	Linear	2.7 to 5.5	100/50/10	Up/down	✓	One-time programmable	0.69
MAX5432/33	8-TDFN	32	1	Linear	2.7 to 5.5	50/100	I ² C	✓	I ² C voltage-divider, EEPROM	0.63
MAX5434/35	6-SOT23	32	1	Linear	2.7 to 5.5	50/100	I ² C	✓	I ² C variable resistor, EEPROM	0.63
MAX5460/61/62	5-/6-/6-SC70	32	1	Linear	2.7 to 5.5	100	Up/down		Low-cost FleaPoT™	0.57/0.56/0.56
MAX5463/64/65	5-/6-/6-SC70	32	1	Linear	2.7 to 5.5	50	Up/down		Low-cost FleaPoT	0.57/0.56/0.56
MAX5466/67/68	5-/6-/6-SOT23	32	1	Linear	2.7 to 5.5	10	Up/down		Low-cost SOT-PoT	0.68
MAX5471/72	6-SOT23	32	1	Linear	2.7 to 5.5	50/100	Up/down	✓	EEPROM	0.53
MAX5474/75	8-SOT23	32	1	Linear	2.7 to 5.5	50/100	Up/down	✓	EEPROM	0.57
DS1669	8-SO	64	1	Linear	± 4 to ± 8	10, 50, 100	Up/down	✓	Replaces mechanical variable resistors	2.48
DS1809	8- μ SOP	64	1	Linear	4.5 to 5.5	10, 50, 100	Up/down	✓	Digital or pushbutton control	1.27
DS1869	8-SO	64	1	Linear	± 2.7 to ± 8	10, 50, 100	Up/down	✓	Replaces mechanical variable resistors	2.10
MAX5527/28/29	8-TDFN	64	1	Linear	2.7 to 5.5	100/50/10	Up/down	✓	One-time programmable	0.70
DS1804	8- μ SOP	100	1	Linear	2.7 to 5.5	10, 50, 100	Up/down	✓	Low cost, NV	1.29
DS1666	16-SO	128	1	Log	± 4.5 to ± 5.5	10, 50, 100	Up/down		Suitable for audio applications	1.71
DS3501	10- μ MAX	128	1	Linear	2.7 to 5.5	10	I ² C	✓	0 to 15V pot terminals with internal temp compensation	0.50
MAX5128	8- μ DFN	128	1	Linear	2.7 to 5.25	20	Up/down	✓	2mm x 2mm, NV	0.68
MAX5436/38	10- μ MAX	128	1	Linear	± 15 , ± 30	50/100	SPI		High voltage	2.49
MAX5437/39	14-TSSOP	128	1	Linear	± 15 , ± 30	50/100	SPI		High voltage, on-chip amplifier	3.24
DS1805	14-TSSOP	256	1	Linear	2.7 to 5.5	10, 50, 100	2-wire		Low cost, multidroppable	1.15
DS2890	CSP	256	1	Linear	2.8 to 6	100	1-Wire®		1-Wire interface	1.44
MAX5400/01	8-SOT23	256	1	Linear	2.7 to 5.5	100, 50	SPI		SOT-PoT	0.90
MAX5402	8- μ MAX	256	1	Linear	2.7 to 5.5	10	SPI		μ PoT™	0.90
MAX5417/18/19	8-TDFN	256	1	Linear	2.7 to 5.25	50/100/200	I ² C	✓	I ² C, 256-tap, single pot in TDFN	1.25
MAX5422/23/24	8-TDFN	256	1	Linear	2.7 to 5.25	50/100/200	SPI	✓	SPI, 256-tap, single pot in TDFN	1.25
DUAL										
DS1808	16-SO	32	2	Log	± 4.5 to ± 13.2	45	2-wire		High-voltage dual supply with mute position	2.36
MAX5406	48-TSSOP	32	2	Log	2.7 to 5.25, ± 2.7	10	Up/down		Volume, tone, and balance control plus subwoofer output	2.17
MAX5408	16-QFN	32	2	Log	2.7 to 3.6	10	SPI		One wiper per resistor	1.55
MAX5409	16-QFN	32	2	Log	2.7 to 3.6	10	SPI		Dual wipers per resistor	2.11
MAX5410	16-QFN	32	2	Log	4.5 to 5.5	10	SPI		One wiper per resistor	1.55
MAX5411	16-QFN	32	2	Log	4.5 to 5.5	10	SPI		Dual wipers per resistor	2.11
MAX5456/57	16-QFN	32	2	Log	2.7 to 5.25, ± 2.7	10	Up + down		4-wire/3-wire, debounced pushbutton interface	1.47
MAX5440	24-SSOP	32	2	Log	2.5 to 5.25, ± 2.7	40	Rotary		Rotary-encoder volume control with buffered outputs	1.47
MAX5486	24-TSSOP	32	2	Log	2.7 to 5.5, ± 2.7	40	Up + down		Stereo volume and balance control with buffered output	1.57
DS1881	16-TSSOP	32/63	2	Log	0 to 5	45	I ² C	✓	Configurable NV, low-noise, low-distortion audio control	0.95
DS1882	16-TSSOP	32/63	2	Log	± 7	45	I ² C	✓	Configurable NV, low-noise, low-distortion audio control	1.16
DS1801	14-TSSOP	65	2	Log	2.7 to 5.5	45	3-wire	✓	Zero-crossing detection eliminates noise caused by wiper movement	2.75
DS3908	14-TDFN	64	2	Linear	3 to 5.5	100	I ² C	✓	Programmable-gain output	0.79
DS1802	20-TSSOP	65	2	Log	2.7 to 5.5	45	3-wire or pushbutton	✓	Zero-crossing detection eliminates noise caused by wiper movement	3.50
DS1807	14-TSSOP	65	2	Log	2.7 to 5.5	45	2-wire		Zero-crossing detection eliminates noise caused by wiper movement	2.75
DS1855	4 x 4 BGA	100/256	2	Linear	2.7 to 5.5	10/10 or 10/50	2-wire	✓	NV, 256-byte EEPROM	1.78

*1000-up prices provided are for design guidance and are for the lowest grade commercial temperature parts (FOB USA). International prices will differ due to local duties, taxes, and exchange rates. Prices are subject to change. Not all packages are offered in 1k piece increments, and some may require minimum order quantities.

SOT-PoT, FleaPoT, and μ PoT are trademarks of Maxim Integrated Products, Inc.
 1-Wire is a registered trademark of Maxim Integrated Products, Inc.
 *Nonvolatile.

Part	Smallest Package	Tap Positions	DigiPots	Resistor Taper	Supply Voltage (V)	End-to-End Resistor Values (k Ω)	Digital Interface	NV*	Features	Price† (\$)
DUAL (CONTINUED)										
DS1845	4 x 4 BGA	100/256	2	Linear	2.7 to 5.5	10/10, 10/50, 10/100	2-wire	✓	Highly integrated, optimized for pluggable optical transceivers; EEPROM	1.78
DS1287	20-TSSOP	256	2	Linear	+4.5 to \pm 5.5	10, 50, 100	3-wire		Ultra-low power consumption; quiet pumpless design	3.72
DS1803	14-TSSOP	256	2	Linear	2.7 to 5.5	10, 50, 100	2-wire		Dual-pot version of DS1805	2.28
DS1867	20-TSSOP	256	2	Linear	+4.5 to \pm 5.5	10, 50, 100	3-wire	✓	NV version of DS1267	3.62
DS1868	20-TSSOP	256	2	Linear	+2.7 to \pm 3.3	10, 50, 100	3-wire		Low-voltage version of DS1267	2.49
DS3902	8- μ SOP	256	2	Linear	2.4 to 5.5	50/30, 50/15	I 2 C	✓	Dual, NV variable resistors with user EEPROM	0.70
MAX5403/04/05	10- μ MAX	256	2	Linear	2.7 to 5.5	10/50/100	SPI		Ultra-small dual pot	1.25
MAX5413/14/15	14-TSSOP	256	2	Linear	2.7 to 5.5	10/50/100	SPI		Ultra-low power consumption	1.25
MAX5450/52/54	10- μ MAX	256	2	Linear	2.7 to 5.5	10/50/100	Up/down		Up/down interface version of MAX5405/04/03	1.25
MAX5451/53/55	14-TSSOP	256	2	Linear	2.7 to 5.5	10/50/100	Up/down		Up/down interface version of MAX5415/14/13	1.25
MAX5477/78/79	12-TQFN	256	2	Linear	2.7 to 5.25	10/50/100	I 2 C	✓	I 2 C, 256-tap, dual pot in TDFN	1.60
MAX5487/88/89	12-TQFN	256	2	Linear	2.7 to 5.25	10/50/100	SPI	✓	SPI, 256-tap, dual pot in TDFN	1.60
DS3930	20-TSSOP	256	2 DACs	Linear	2.7 to 5.5	16.7	2-wire	✓	Two 3-output DACs, EEPROM, user I/Os	1.95
MAX5494/95	16-TDFN	1024	2	Linear	2.7 to 5.25	10/50	SPI	✓	Two voltage-dividers	3.60
MAX5496/97	16-TDFN	1024	2	Linear	2.7 to 5.25	10/50	SPI	✓	Two variable resistors	3.60
MAX5498/99	16-TDFN	1024	2	Linear	2.7 to 5.25	10/50	SPI	✓	One voltage-divider/one variable resistor	3.60
TRIPLE										
DS1846	20-TSSOP	100/256	3	Linear	2.7 to 5.5	2 x 10, 100	2-wire	✓	256-byte EEPROM, MicroMonitor™	2.43
DS3903	20-TSSOP	128	3	Linear	2.7 to 5.5	2 x 10, 90	2-wire	✓	Low-cost triple NV pot	0.95
DS3904/05	8-/10- μ SOP	128	3	Linear	2.7 to 5.5	20	2-wire	✓	Three NV resistors, one/three address pin(s)	0.70/0.75
DS3906	10- μ SOP	128	3	Pseudo-log	2.7 to 5.5	2 x 2.5, 1.4	2-wire	✓	Optimized for use with external parallel resistors to provide linear ohm and/or sub-ohm step sizes	1.27
DS3901	14-TSSOP	256	3	Linear	2.4 to 5.5	20, 30, 50	I 2 C	✓	Dual NV settings for each pot, write protection, programmable address, 232 bytes user EEPROM	0.88
QUAD										
DS1844	20-TSSOP	64	4	Linear	2.7 to 5.5	10, 50, 100	2-wire		Ideal for applications requiring multiple controls	2.33
SEXTET										
DS1806	20-TSSOP	64	6	Linear	2.7 to 5.5	10, 50, 100	3-wire		Daisy-chain capability	4.37
SPECIALTY										
DS1847/48	4 x 4 BGA	256	2	Linear	3.0 to 5.5	10, 50	2-wire	✓	Ideal for optical transceivers; temp sensor, NV lookup table, variable resistors, user EEPROM (DS1848)	2.16/2.37
DS1851	4 x 4 BGA	256	2	Linear	3.0 to 5.5	—	—	✓	Ideal for optical transceivers; temp sensor, NV lookup table, 8-bit DAC	1.73
DS1854	4 x 4 BGA	256	2	Linear	3.0 to 5.5	50	2-wire	✓	Temp-controlled resistors, ADC, 256-byte EEPROM	2.53
DS1856	4 x 4 BGA	256	2	Linear	2.8 to 5.5	50/50	2-wire	✓	Temp-controlled resistors, ADC, 256-byte EEPROM	2.53
DS1857/58	4 x 4 BGA	256	2	Linear	3.0 to 5.5	50	2-wire	✓	Temp-controlled resistors, ADC, 256-byte EEPROM	2.53
DS1859	4 x 4 BGA	256	2	Linear	2.85 to 5.5	2 x 50 or 2 x 20	I 2 C	✓	Temp-controlled resistors, 256-byte EEPROM, ADC with internal calibration	2.53
DS1870	16-TSSOP	256	2	Linear	4.5 to 5.5	13	I 2 C	✓	LD MOS RF power-amplifier bias controller	3.72
DS1863/65	16-TSSOP/ 28-TQFN	—	1 DAC/ 3 DACs	Linear	3.3, 5	—	I 2 C	✓	User EEPROM, complies with or compatible to SFF-8472, scalable dynamic ranging (right shifting), maskable laser shutdown, alarm/warning flags, internal calibration, lookup table compensation	1.83/2.34
DS1862/64	25-CSBGA/ 28-TQFN	—	1 DAC/ 2 DACs	Linear	3.3, 5	—	I 2 C, 2-wire (DS1862)	✓	User EEPROM, scalable dynamic ranging (right shifting), alarm/warning flags, internal calibration, lookup table compensation	1.83
DS1852	25-CSBGA	—	—	Linear	3.3, 3, 5	—	2-wire	✓	User EEPROM, complies with or compatible to SFF-8472, external calibration, alarm/warning flags, internal calibration	2.55

MicroMonitor is a trademark of Maxim Integrated Products, Inc.
 †1000-up prices provided are for design guidance and are for the lowest grade commercial temperature parts (FOB USA). International prices will differ due to local duties, taxes, and exchange rates. Prices are subject to change. Not all packages are offered in 1k piece increments, and some may require minimum order quantities.
 *Nonvolatile.

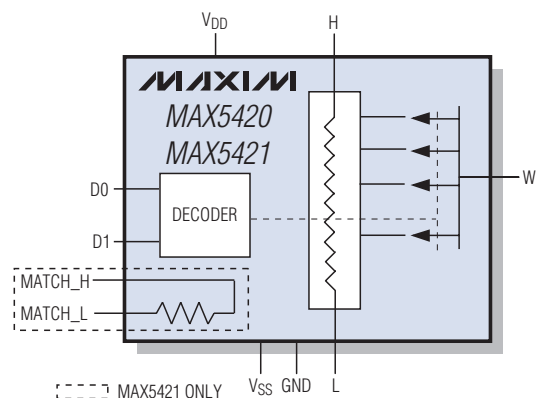
Programmable precision resistor-dividers

Complementing the signal-chain offering, Maxim also offers high-precision, programmable resistor-dividers that are optimized for use in digitally programmable gain amplifier configurations.

- **±0.025% accuracy**
- **Small μ DFN and SOT23 packages**
- **Automotive, military, and extended temperature ranges**

Digitally programmable, precision resistor-dividers in tiny μ MAX for PGAs

- **Four precision divider ratios for noninverting gains of 1, 2, 4, and 8 in PGAs**
- **±0.025%, ±0.09%, or ±0.5% ratio accuracy guaranteed over -40°C to +85°C**
- **On-chip matching resistor for op amp bias-current compensation (MAX5421)**
- **5V single- or ±5V dual-supply operation**
- **Low 3 μ A supply current**
- **CMOS/TTL logic compatible, 2-wire parallel interface**
- **Small, 8-/10-pin μ MAX packages**



Programmable resistor-dividers

Part	Smallest Available Package	Tap Positions	DigiPots	Supply Voltage (V)	End-to-End Resistor Values (k Ω)	Digital Interface	NV*	Features	Temp Range [‡]	Price [†] (\$)
MAX5420	8- μ MAX	4	1	2.7 to 5.5	15	2-wire parallel		Precision voltage-divider for PGAs; provides noninverting gains of 1, 2, 4, and 8; gain accuracy guaranteed to 0.025%	E	1.26
MAX5421	10- μ MAX	4	1	2.7 to 5.5	15	2-wire parallel		Precision voltage-divider for PGAs; provides noninverting gains of 1, 2, 4, and 8; accurate to ±0.025%; includes matching resistor for op amp, input-bias current compensation	E	1.43
MAX5430	8-SOT23	4	1	±12 to ±15	57	2-wire parallel		Precision voltage-divider for PGAs; provides noninverting gains of 1, 2, 4, and 8; accurate to ±0.025%	E	1.26
MAX5431	10- μ MAX	4	1	±12 to ±15	57	2-wire parallel		Precision voltage-divider for PGAs; provides noninverting gains of 1, 2, 4, and 8; accurate to ±0.025%; includes matching resistor for op amp, input-bias current compensation	E	1.43
MAX5426	14-TSSOP	4	1	±5 to ±15	—	2-wire parallel		Digitally controlled precision-resistor network for programmable instrumentation amplifiers in three-op-amp configuration; provides gains of 1, 2, 4, and 8; gains accurate to ±0.025%	E	1.40
MAX5490	5-SOT23	1	1	—	10	—		30V precision voltage-divider	M	0.67
MAX5491/92	3-SOT23	1	1	—	30/(10, 100)	—		45V/80V precision voltage-divider	M	0.67
DS4303	5-SOT23	—	—	2.4 to 3.6	—	—	✓	Voltage sample and infinite hold	E	0.39
DS4305	5-SOT23	—	—	4.0 to 5.5	—	—	✓	Voltage sample and infinite hold	A	0.39

*Nonvolatile.

‡Temperature ranges: A = -40°C to +125°C, E = -45°C to +85°C, M = -55°C to +125°C.

†1000-up piece price provided is for design guidance and is FOB USA. Lowest grade pricing. International prices will differ due to local duties, taxes, and exchange rates. Not all packages are offered in 1k increments, and some may require minimum order quantities.

www.maxim-ic.com/resistor-dividers

How to get hard-to-get Maxim parts

Just ask!

You want your chips quickly. And, you need to know that you'll get them when promised. That's why Maxim has shortened lead times and improved on-time delivery.

Capacity and inventory: In 2007, we invested \$280 million in manufacturing processes and equipment, increasing our fab capacity by 80%. At your suggestion, we also built strategic inventory to support the prototype and pilot-production orders you need urgently.

Predictable delivery: More than 35,000 customers worldwide count on Maxim for reliable, timely delivery. We now ship over 95% of all orders by the original schedule date.

And, we're not finished yet. We'll not rest until we're on time, every time.

Signal Chain-1 US 7/08

MAXIM
www.maxim-ic.com